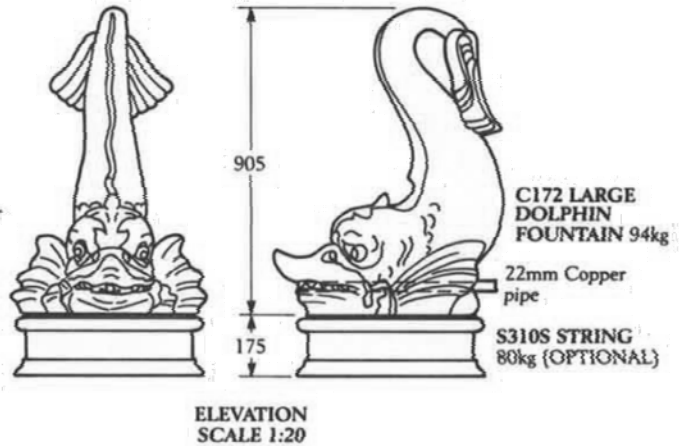
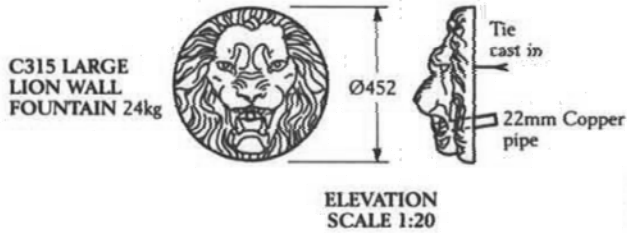
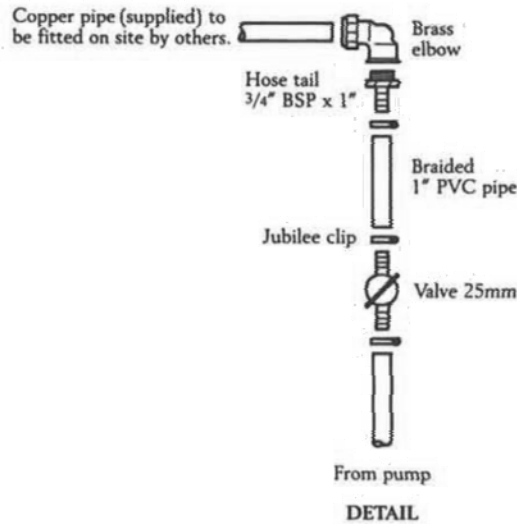
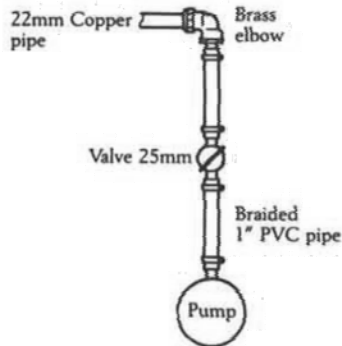


**LARGE LION WALL FOUNTAIN C315  
LARGE DOLPHIN FOUNTAIN C172  
WITH PLUMBING DETAIL (X315A)**



Support to fountain to be supplied by others to suit site conditions and loadings.



To guard against frost damage, drain off water before winter and do not replace it until the hard frosts are past in the following spring.

Note: For security and additional safety it is recommended that individual components are fixed together using a proprietary polyester or epoxy adhesive.

Consult a qualified electrician to ensure electrical supply conforms with all regulations/codes.

**PLUMBING COMPONENT LISTING:**

Elbow 3/4" BSP x 22mm	x1
Hose tail 3/4" BSP x 1"	x1
Valve 25mm	x1
Jubilee clip 1"	x4
Braided 1" PVC pipe	3m

All piping to be cut on site.

Pumps extra - see price list.

Pump extra - see Price List Allow 6mm for bedding joints.