



IMPRESSIONS

STONE EFFECT WATER FEATURES

Thank you for purchasing
your **IMPRESSIONS** water feature®



Self contained -
plug and play



50% lighter than
natural stone



UV resistant



Protected from all
weather conditions

KK®
KELKAY
NATURALLY CREATIVE

Introduction

Contents

Introduction

Your water feature

Parts

Assembly Instructions

Troubleshooting

Warranty conditions

Maintenance and care

Proof of purchase record

Thank you for purchasing your water feature from the UK's best selling easyfountain® brand. By doing so you now have assurance and peace of mind. This product has been manufactured to the highest standards of performance and safety.

We hope you will enjoy your purchase for many years to come. If you require technical support or in the unlikely event that you encounter a problem with your fountain, please refer to the troubleshooting guide provided in this leaflet or telephone our helpline for assistance.

Please read this user guide thoroughly before use and retain for future reference.

In the unlikely event that you need to report an issue contact our helpline direct before returning your product to store.

Aftersales helpline: 01405 864994

Your water feature



Tranquil Spills

Product code: 44005

Height: 1350mm

Width: 950mm

Depth: 390mm

Parts

IMPORTANT INFORMATION

Please read before unpacking your fountain

Unpack with care on to a smooth surface to avoid scratching. Check for any parts that may be hidden within the packaging. Refer to the assembly instructions to set up your fountain. Retain your purchase receipt and attach to this leaflet. In the event a pump or light is replaced under warranty, the below part numbers will not apply.

Replacement Parts Available

Please contact customer services on:
01405 864994

Replacement parts may not necessarily be identical to the original parts and may require an additional plug.

Electrical Safety

The transformer should never be submerged or stood in water. Please note the transformer will get hot while in use, this is normal.

If outdoors the outlet must be waterproof to IP66 standard. We recommend the use of a residual current device (GFI) Ground Fault Interrupter (available from all good D.I.Y. stores) when connecting the fountain to the electric supply.

Parts List:

1. Fountain Part x 1
2. Pump x 1

*Actual pump and transformer may differ from images shown


1.




2.



Assembly Instructions



Place pump inside basin and cover the basin by basin top. Pull out the pump plug from the notch at the bottom. Install the PVC tube inside the basin, pull the flexible pipe from the top down through the basin.



Push the cable with two pins into the transformer and screw over the plastic collar.



Connect the tubing to the outlet of the pump and place it in the water reservoir through the opening in the fountain.



Place the top part of the fountain on to the basin.





Carefully fill the fountain with sufficient water ensuring the pump is fully submerged. Connect the plug from the transformer to your mains outlet.



If necessary, level the fountain by placing the shims provided underneath the fountain base. This should ensure an even water flow is achieved.



-  Clock wise Full Flow
-  Anti-clock wise reduced Flow

PUMP FLOW: The pump flow can be adjusted with the regulator, this is found on the inlet of the pump. We recommend starting with the flow regulator fully open and then adjusting down if required.

Troubleshooting

Winter care

Guidelines to help protect your easyfountain®:

- If possible, bring your water feature indoors eg. garage or shed
- Drain the fountain of all water. If water freezes within the fountain, this can cause damage.
- If your fountain is left outside and drained of all water, a Kelkay easyfountain® cover can be purchased to cover the entire fountain however we cannot guarantee that it will protect your fountain from winter damage.

Troubleshooting

Pumps

- Check the water is covering the pump by at least 5cm.
- Check the flow dial on the pump to ensure the correct “flow” for the fountain is set.
- Check to see if it is running if it is then it is probably blocked.
- Clear the pipe and impeller from blockages.
- Check the fuse in the plug.

Lights/Transformers

- If the lights and the pump are not working it is likely the transformer has failed. If the product is within the warranty period and misuse has not occurred a replacement part can be issued providing a proof of purchase is supplied.

Troubleshooting

- Flickering lights are caused by a build-up of algae and lime scale on the connectors between the transformer and the lights. This is not covered by the warranty. Replacement parts can be purchased from Kelkay LTD.
- If the lights stop working they are available to purchase from Kelkay LTD. Light bulbs are not covered under the warranty.

Leaks/Loss of Water

- Overfilled - make sure the water reservoir is not overfilled. Remove water if necessary.
- Pump Flow Rate - check the pump and reduce the flow rate if required.
- Level - ensure the fountain is completely level.
- Natural evaporation, weather elements and wildlife will also affect the fountain water level on a daily basis. Top up your fountain as required.

Main Body & Paintwork

- Do not confuse limescale residue with fading paint - this is not a fault and in most cases the fountain needs cleaning.
- Paint peeling will occur if the fountain has been left outside in the frost and will not be covered by the warranty.
- Parts broken off the main body while in use are usually caused by bad weather conditions and not covered by the warranty.

Warranty conditions

Establish if the product is under warranty

- Please be aware Kelkay will ask for proof of purchase.
- If proof of purchase is not available or the product is out of the warranty period, a replacement part can be purchased.
- If it has a crack or leak and has been reported within 28 days from purchase it is under warranty and should be returned complete with electrics and accessories in the original packaging.
- If the paint on the fountain has peeled during normal use and the winter care procedure has been followed, it is under warranty.
- If the fountain has been delivered damaged it must be reported straight away for this to be covered by the warranty.

-
- If the proof of purchase shows the product was bought within 1 year, a free of charge replacement part can be supplied.
 - Please be aware Kelkay will ask for proof of purchase.
 - Contact Kelkay by phone or email
 - You will be required to provide the following information:
 - Your contact details - name, address, contact number, email.
 - Replacement part detail or part number required.
 - If proof of purchase is not available or the product is out of the warranty period, a replacement part can be purchased.

Warranty conditions

The fountain or part is NOT covered under warranty in the following cases:

- Swelling or blistering on the casing of the pump.
- Pump smells of a burning residue.
- Discolouring that looks like rust.
- If the pump has a visible algae or limescale build up.
- Any damage to the plug or moulded inserts.

If any of the above is noticeable the pump will more than likely not have been maintained correctly. The warranty is void. Do not dispose of the pump in the case of further inspection requested from Kelkay LTD. A new pump can be purchased from Kelkay LTD.

- The transformer has a visible build up of dirt and/or debris.

If any of the above is noticeable the warranty is void. Do not dispose of the transformer in the case of further inspection requested from Kelkay LTD.

- Products damaged by misuse or severe weather conditions.
- Products that have formed cracks / leaks not reported within 28 days from purchase.
- Paint and/or surface damage/discolouration due to limescale.

Maintenance and care

Cleaning your fountain

- Clean and top-up the water on a regular basis.
- To empty the fountain of water for cleaning or for winter care: Smaller fountains (that are light enough to be lifted) the water can be emptied by simply inverting the fountain and letting the water pour away through a suitable drain or sink. Larger (heavier) fountains - water can be removed by using a large sponge or by purchasing a simple syphon pipe available from aquatic supply stores.
- Always shut off the power before cleaning and maintaining the fountain or pump.

Caring for your fountain

The easyfountain® aftercare range includes products to help care for your fountain. Please see the table below for more information:

	4597 - Fountain Algae Stopper 385g <ul style="list-style-type: none">• easy to use• removes and prevents algae and bacteria• will not harm animals and birds		4594 - Fountain Citronella Water Scent 125ml <ul style="list-style-type: none">• easy to use• clean and fresh scent• helps to repel insects
	4595 - Fountain Grime and Lime Cleaner 500ml <ul style="list-style-type: none">• easy to use• removes dirt from your water feature• limescale buster		4592 - Fountain Shine Spray 500ml <ul style="list-style-type: none">• easy to use• helps preserve radiance• leaves a smear free shine
	4596 - Fountain One Shot Algae Remover 100g <ul style="list-style-type: none">• easy to use• removes algae and bacteria• stops slime build up	Please note: the easyfountain® aftercare range is only available in the UK and Republic of Ireland. Please check with your nearest stockist for availability.	

Proof of purchase

ATTACH PROOF OF PURCHASE HERE

Your details

Name: _____

Address: _____

Tel: _____

Email: _____

Date of purchase: _____

Location of purchase: _____

Kelkay contact details

Aftersales helpline: 01405 864994

Email: aftersales@kelkay.co.uk

Office hours: 10am - 4pm (Monday - Friday)

www.kelkay.com