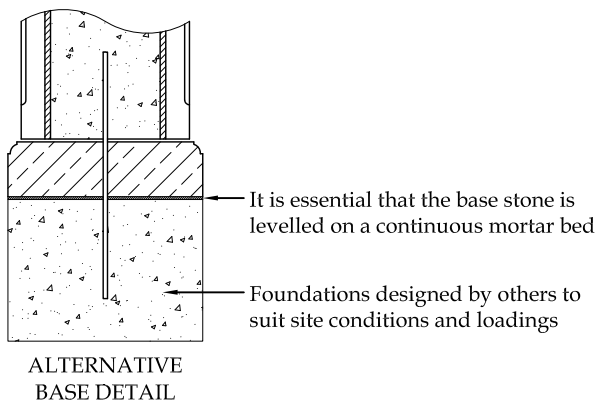
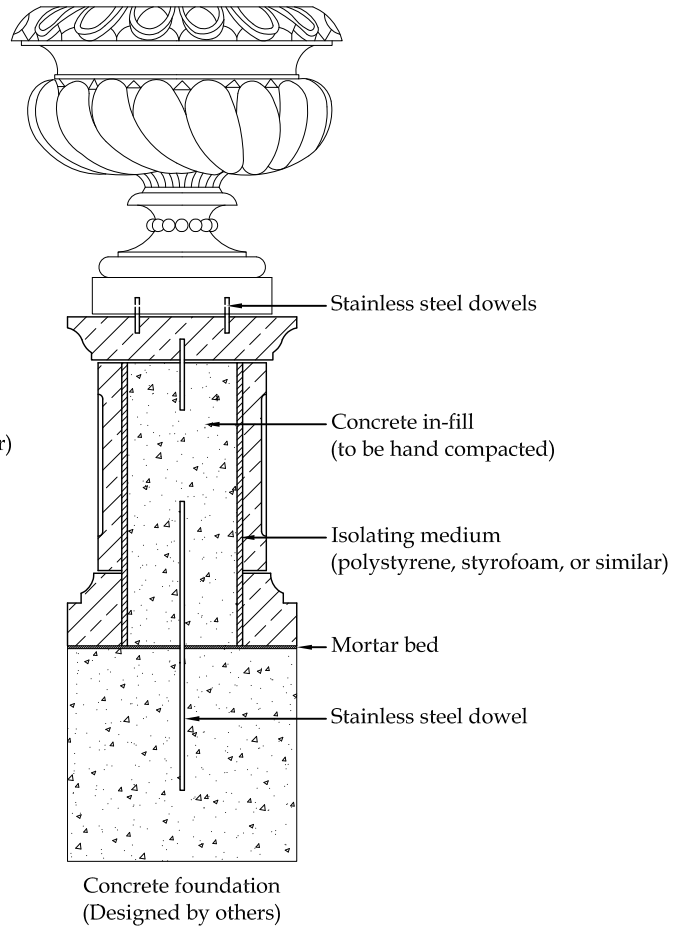
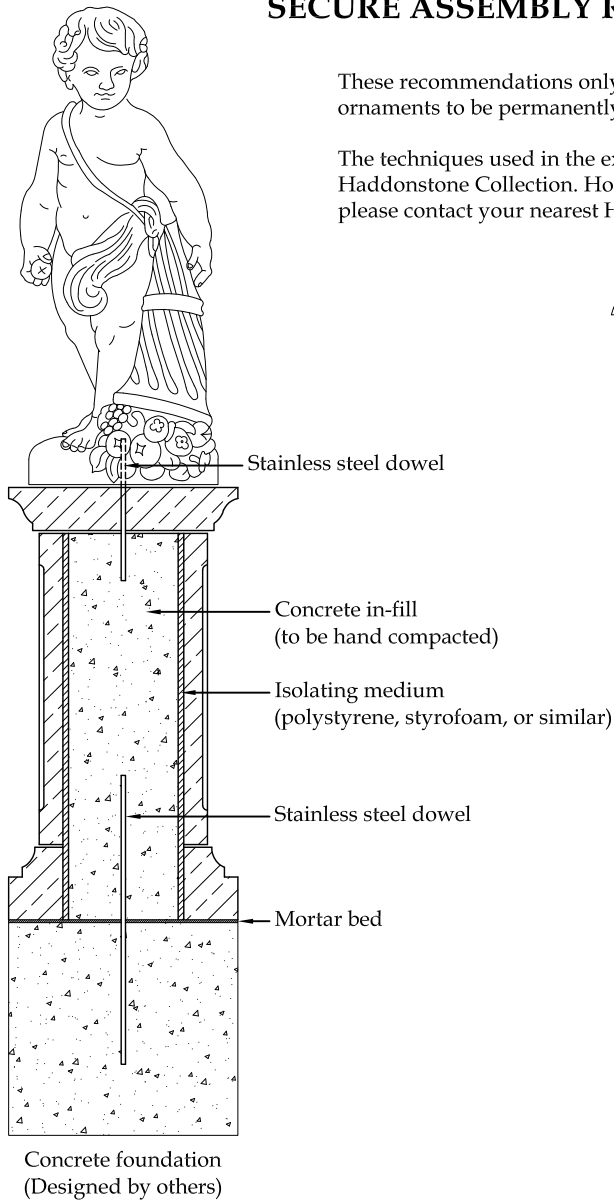


SECURE ASSEMBLY RECOMMENDATIONS

These recommendations only need to be followed if you require your Haddonstone ornaments to be permanently fixed for specific security or safety reasons.

The techniques used in the examples shown can be adapted for most items in The Haddonstone Collection. However, if you require any further information or advice please contact your nearest Haddonstone office.



DOWELS (not supplied) should be of stainless steel. For best results the dowel should be grouted with polyester resin or similar (not supplied). When drilling stonework, use a suitable masonry drill on rotary setting (not hammer action).

BEDDING JOINTS - Pedestal should be bedded and jointed using 1:1:6 cement/lime/sand mortar.

POINTING - Joints should be pointed using our proprietary dry mix pointing material in accordance with the recommended instructions.

Please advise your requirements for dry mix, if any, at time of placing order.

Or use 1:1:6 cement/lime/sand colour-toned to suit (white cement may be necessary).

All dimensions exclude joints - allow 6mm ($\frac{1}{4}$ ") for bedding joints
 Hammer action drills must not be used when drilling Haddonstone pieces
 Unless otherwise stated, all materials other than stonework to be supplied by others