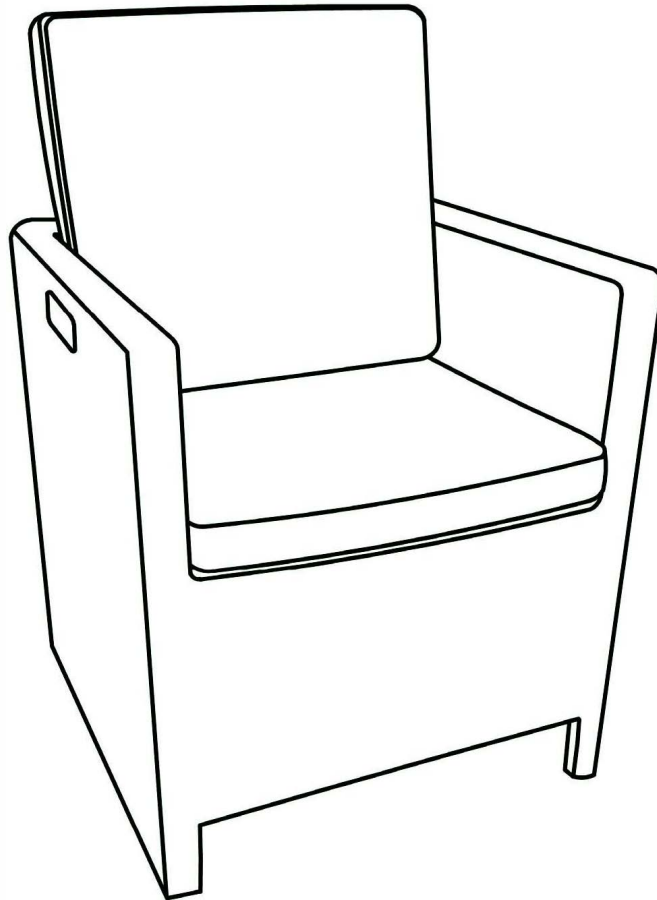


Product size:
W60*D60*H68cm



The intended use of this product is for domestic use only.

Important, please retain for future reference.

Read carefully.



Deluxe Cube Chair without Footstool Assembly Instructions

Before you start

Warnings

IMPORTANT, RETAIN FOR FUTURE REFERENCE READ CAREFULLY

See enclosed instructions for assembly, safety and care information.

Failure to follow the warnings could result in serious injury.

Handle heavy parts with care.

This product should only be used on firm, level ground.

Do not stand or climb onto this product.

This product is intended for **domestic use** only.
Ensure the table is always placed on level ground.

Furniture can be dangerous if incorrectly used. No liability will be accepted for damage or injury caused by incorrect use of this product.

Dos

When you are ready to start, make sure that you have plenty of space and a clean, dry area for assembly.

Remove all packaging and banding and place the components carefully on suitable surfaces to prevent damaging or scratching them.

Check the pack and make sure you have all parts listed.

To prolong the life of the product we recommend that during severely bad weather and during the winter months, it is stored in a cool, dry place.

This product is suitable for all year outdoor use, but we recommend that a furniture cover be used to add additional protection to your product when not in use.

During severe weather conditions, including high winds, rain, hail, thunderstorms, extreme heat and cold temperatures, the product should be stored inside in a cool, dry place.

During prolonged sunny spells, we recommend that furniture should be covered over with a protective furniture cover and/or stored inside when not in use. This will help prevent harmful UV rays from damaging and discolouring the material.

To best preserve the material (synthetic rattan) we recommend the use of a UV protector spray like Fabsil. This will block the harmful UV rays from damaging the material.

Before storage, ensure that the product is clean and dry.

To clean, wipe down with a sponge and warm soapy water and wipe with a clean, dry cloth.

Cushions should be cleaned following the care instruction on the label.

PLEASE NOTE - All cushions should be stored indoors after use. The cushions are not waterproof.

Don'ts

Do not use scourers, abrasives, washing powders, chemical cleaners or any other substances containing abrasives since these substances can damage the product.

Never tilt the chair during use.

Do not use this product if parts are missing, damaged or worn.

Do not sit or lean on this product.

Do not stand or climb onto the product and do not use it as a ladder, as this could lead to it unbalancing and overturning.

Never drag furniture when moving it, always lift it.

Cushions should not be left out in wet weather or overnight.

Number of people required for assembly

One person



Time to assemble


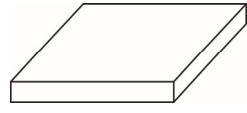
No assembly required

Tools required

No tools are required

www.a-mir.co.uk

Deluxe Cube Chair without Footstool Assembly Instructions

Parts List					
Part No.	Diagram	Qty.	Part No.	Diagram	Qty.
A	 Cube Chair	2 PCS	B	 Seat/Backrest Cushion	4 PCS

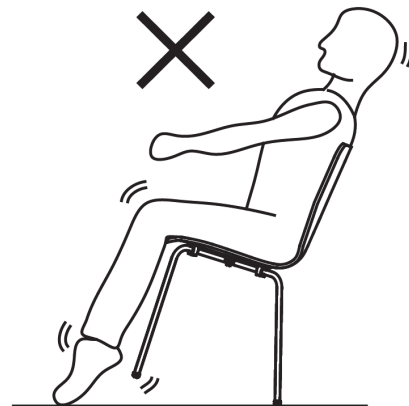
This product does not require assembly.

We recommend that the cushions are stored indoors or under cover in wet weather.

For storage, please remove the Backrest cushion & Seat cushion, fold down the backrest, then place the Backrest cushion & Seat cushion onto the folded backrest.

Warning: This chair is not a toy. Don't let children play with foldable backrest.

Never tilt the Chair during use.
Ensure the product is always placed firmly on the ground.



PLEASE KEEP THESE INSTRUCTIONS FOR FUTURE REFERENCE

www.a-mir.co.uk

