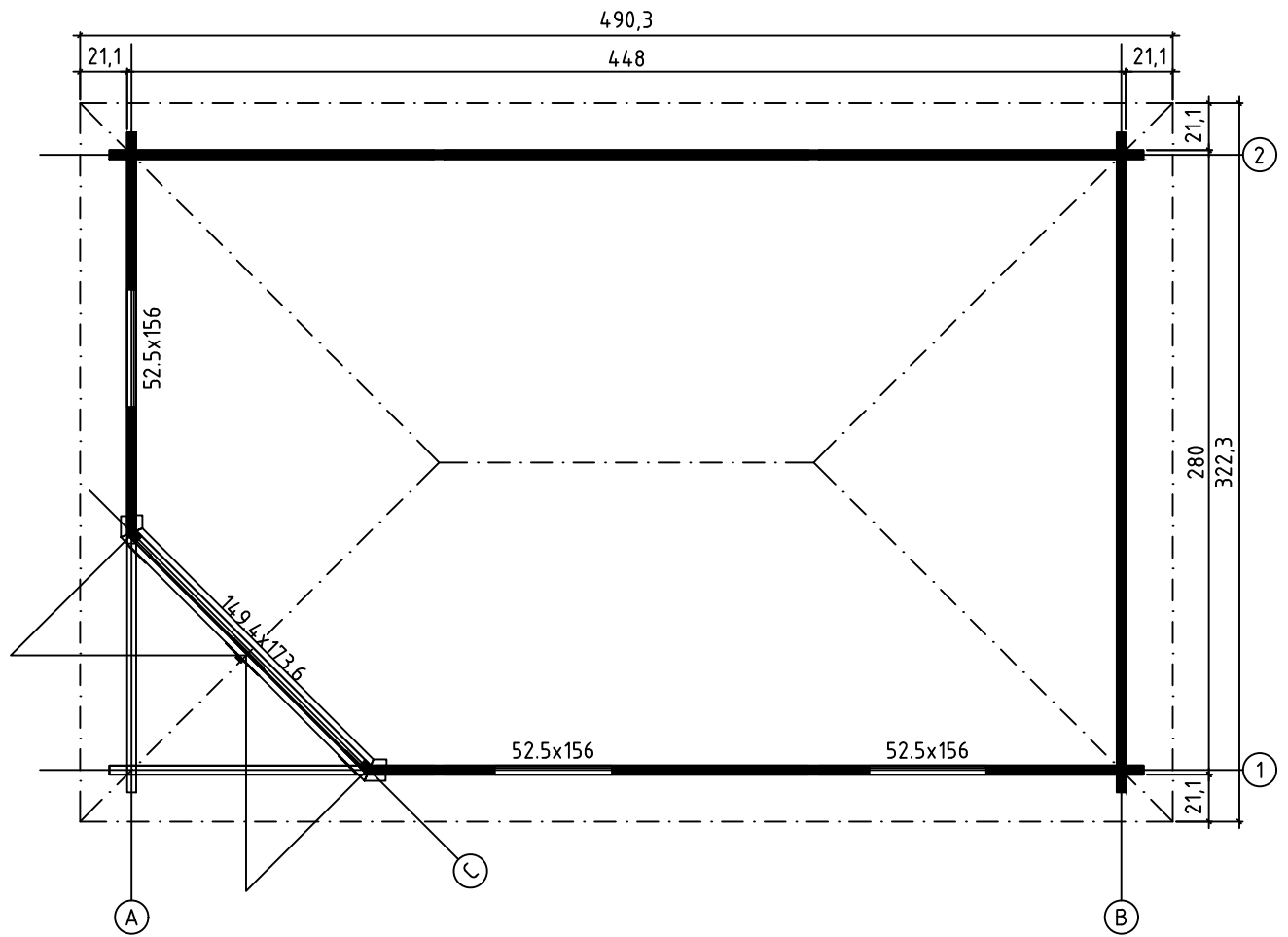


Edinburgh 2
Art. Nr. 407640
1/14

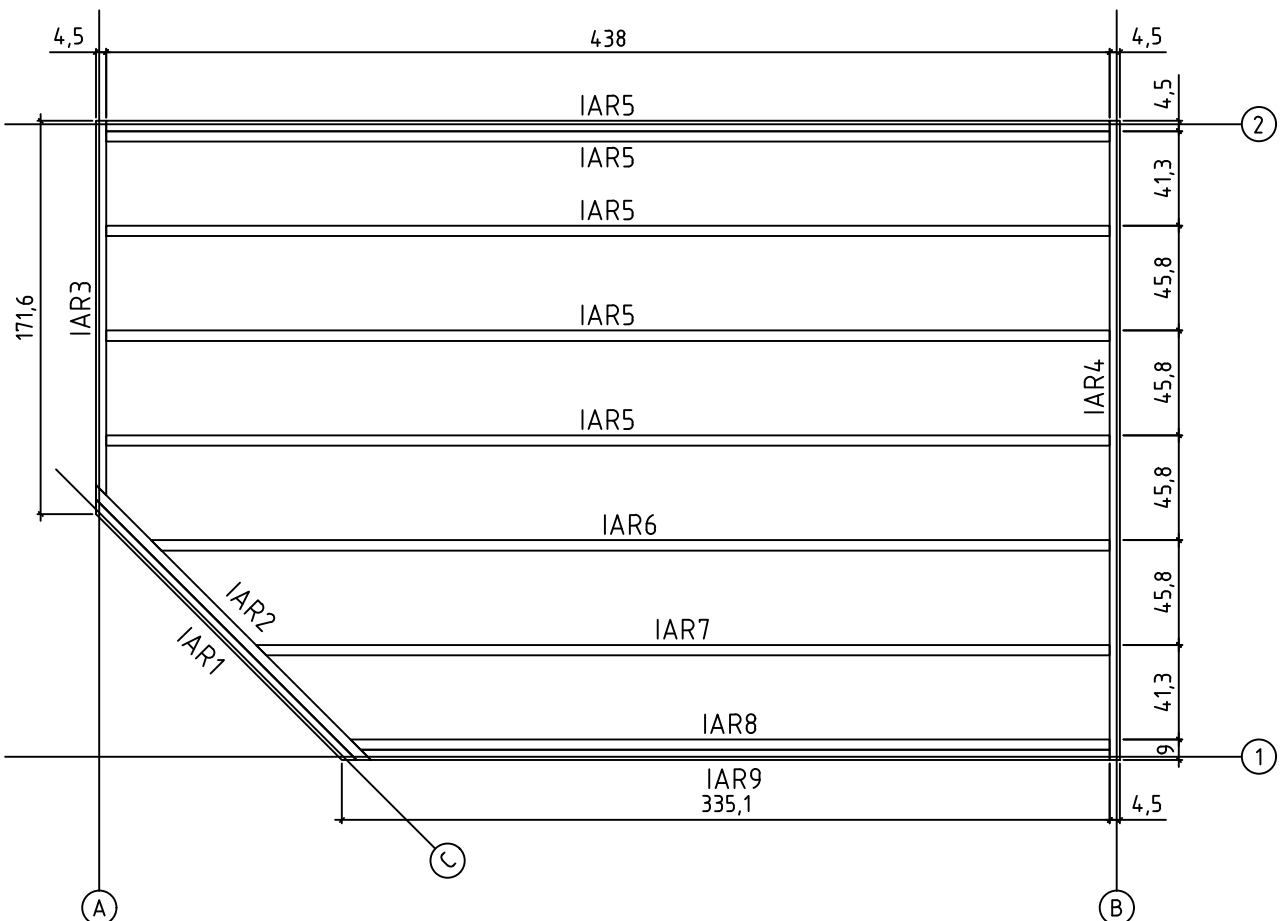


19.05.2016

Art.Nr. 407640
 GROUNDPLAN - GRUNDPLAN - PLAN DE MASSE

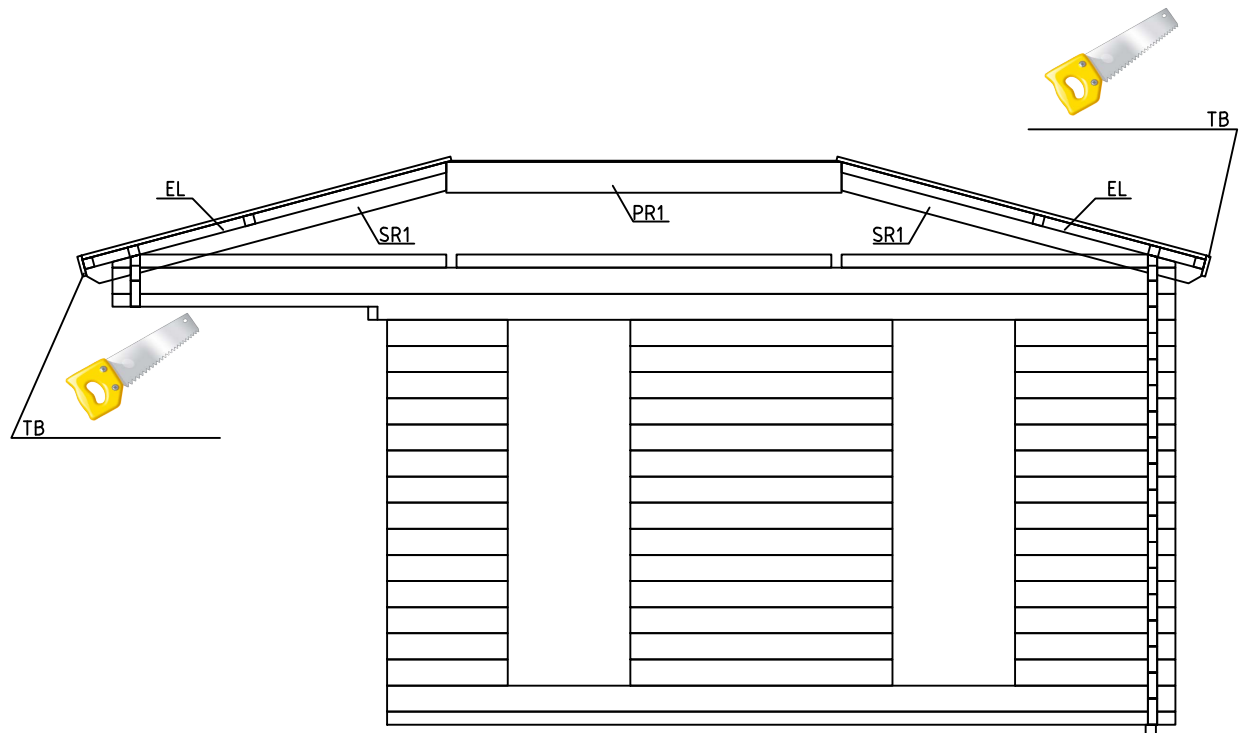
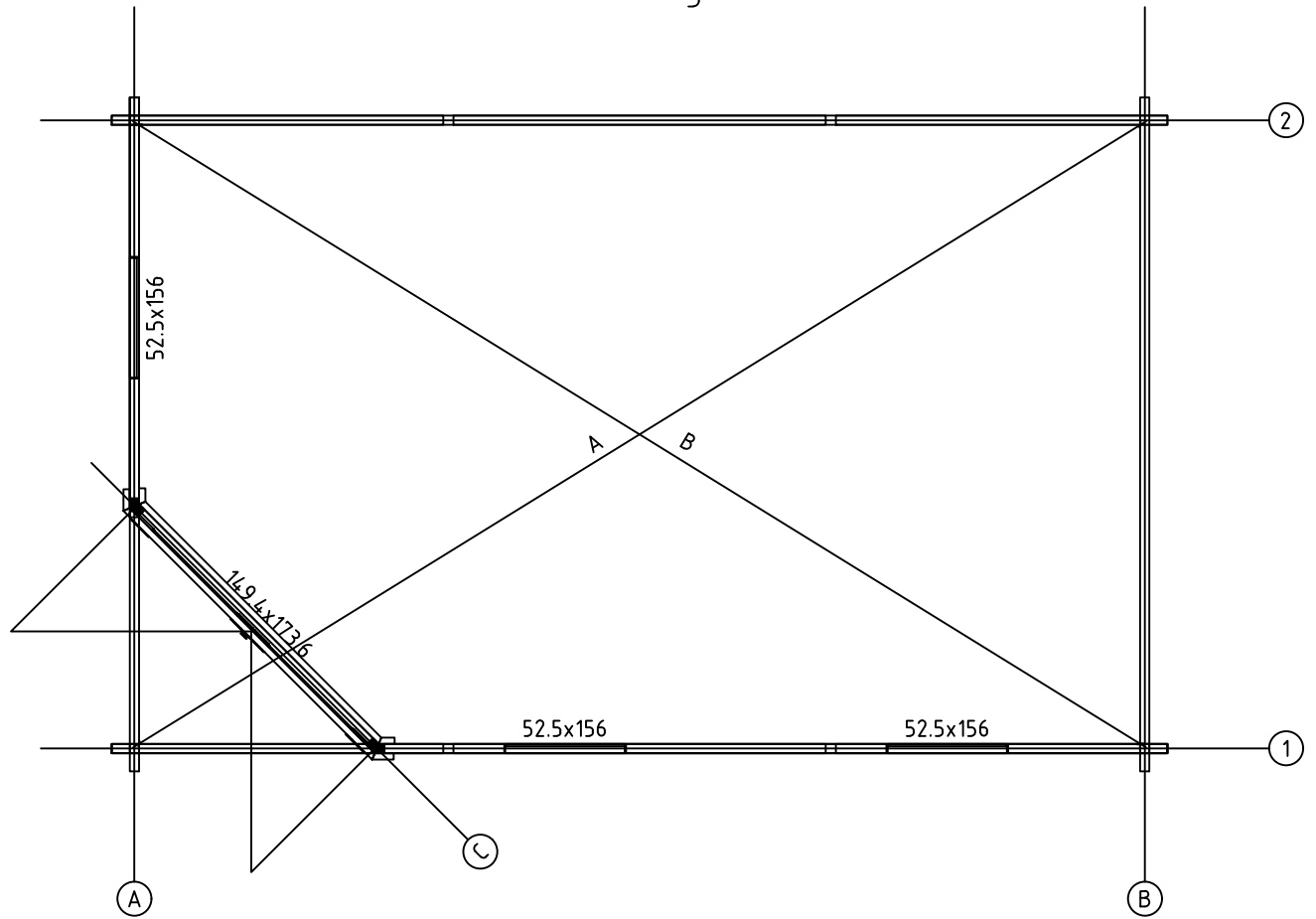



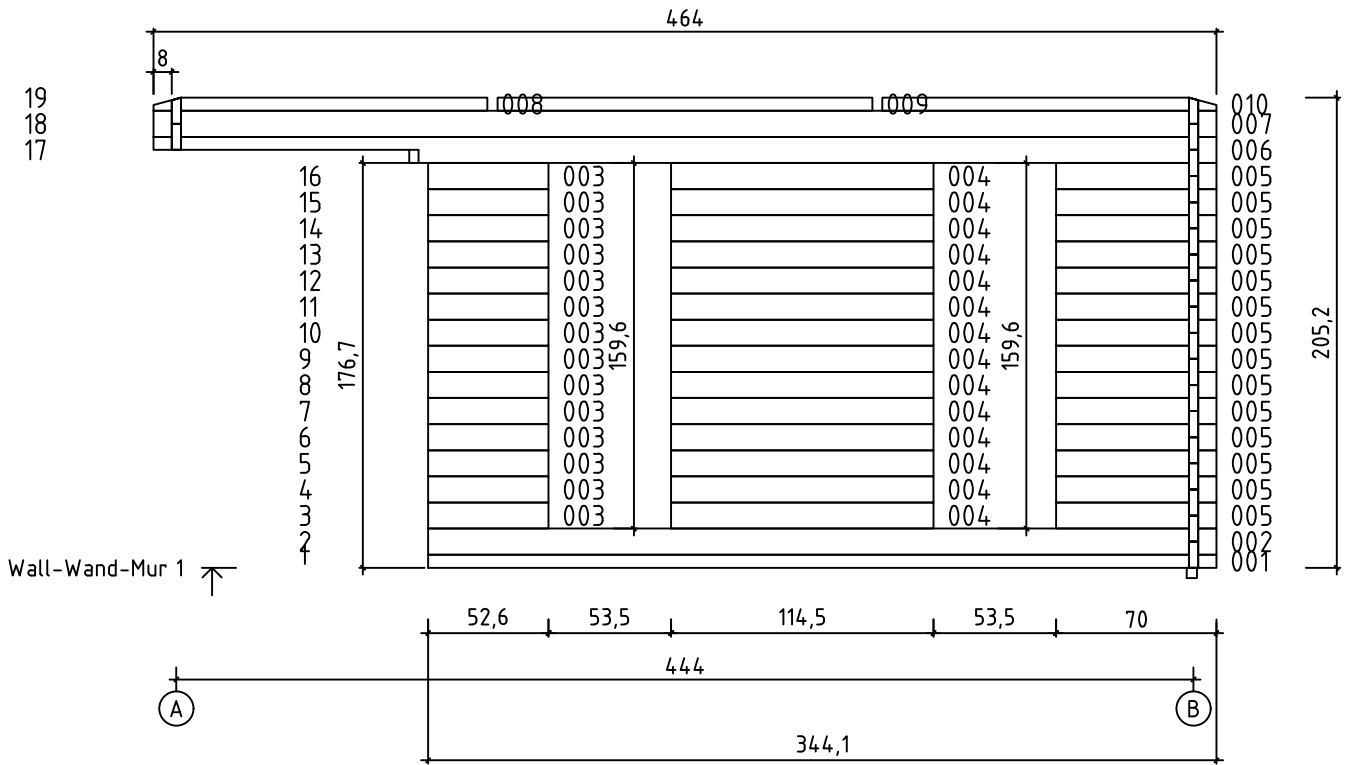
FOUNDATION - FUNDAMENT - FONDATION



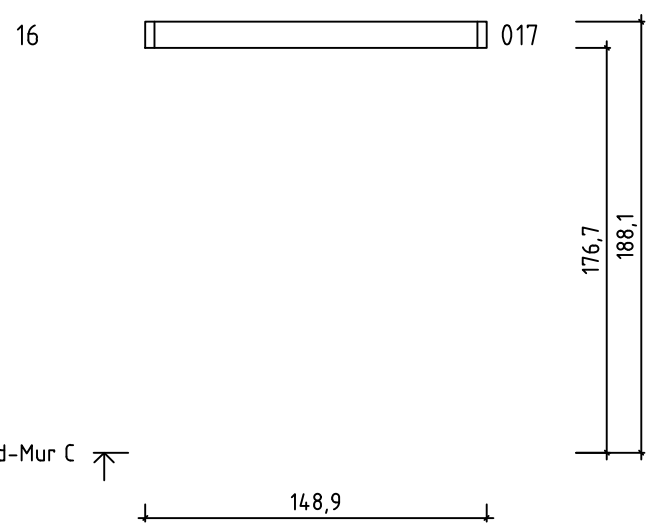
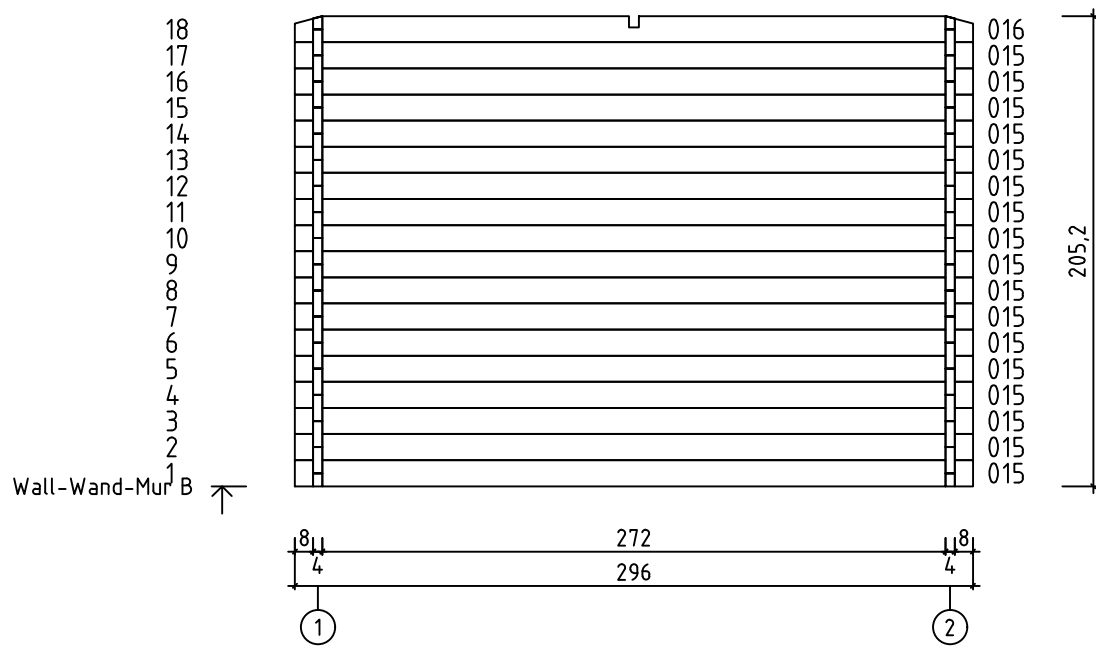
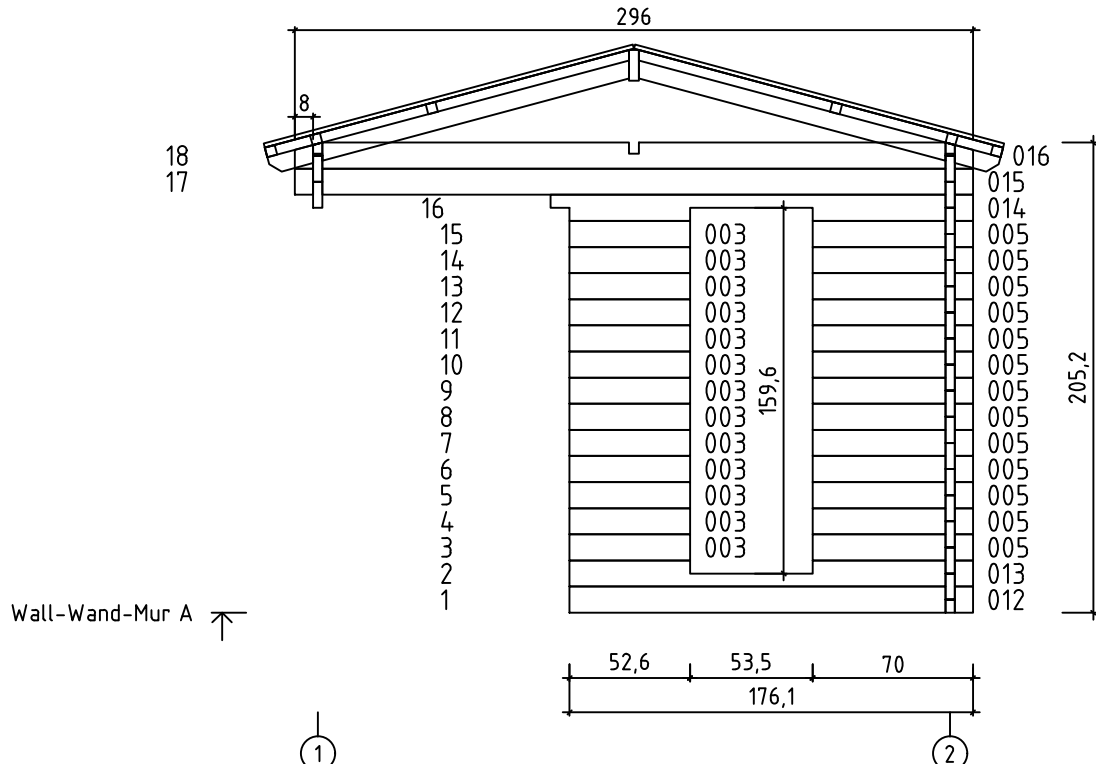
Art.Nr. 407640

Diagonal must be equal $A=B$ - Prüfung diagonale Austrichtung $A=B$ -
- Controle des diagonales $A=B$

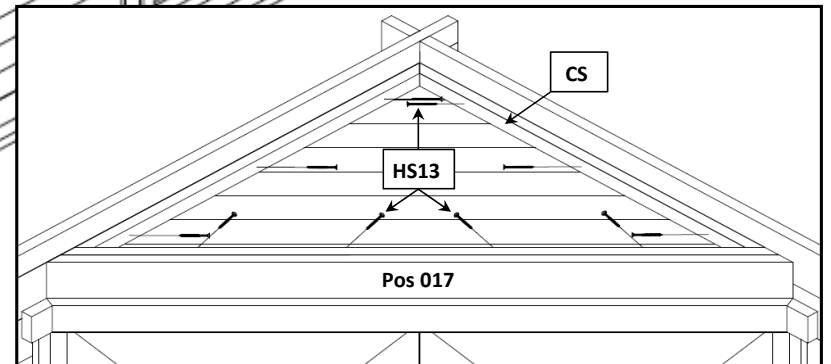
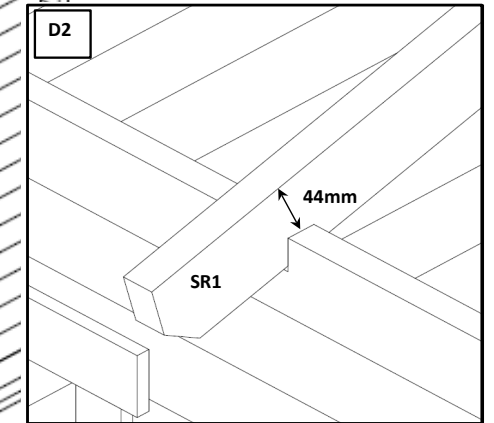
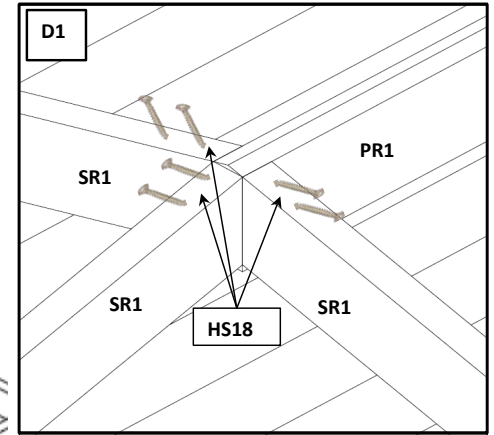
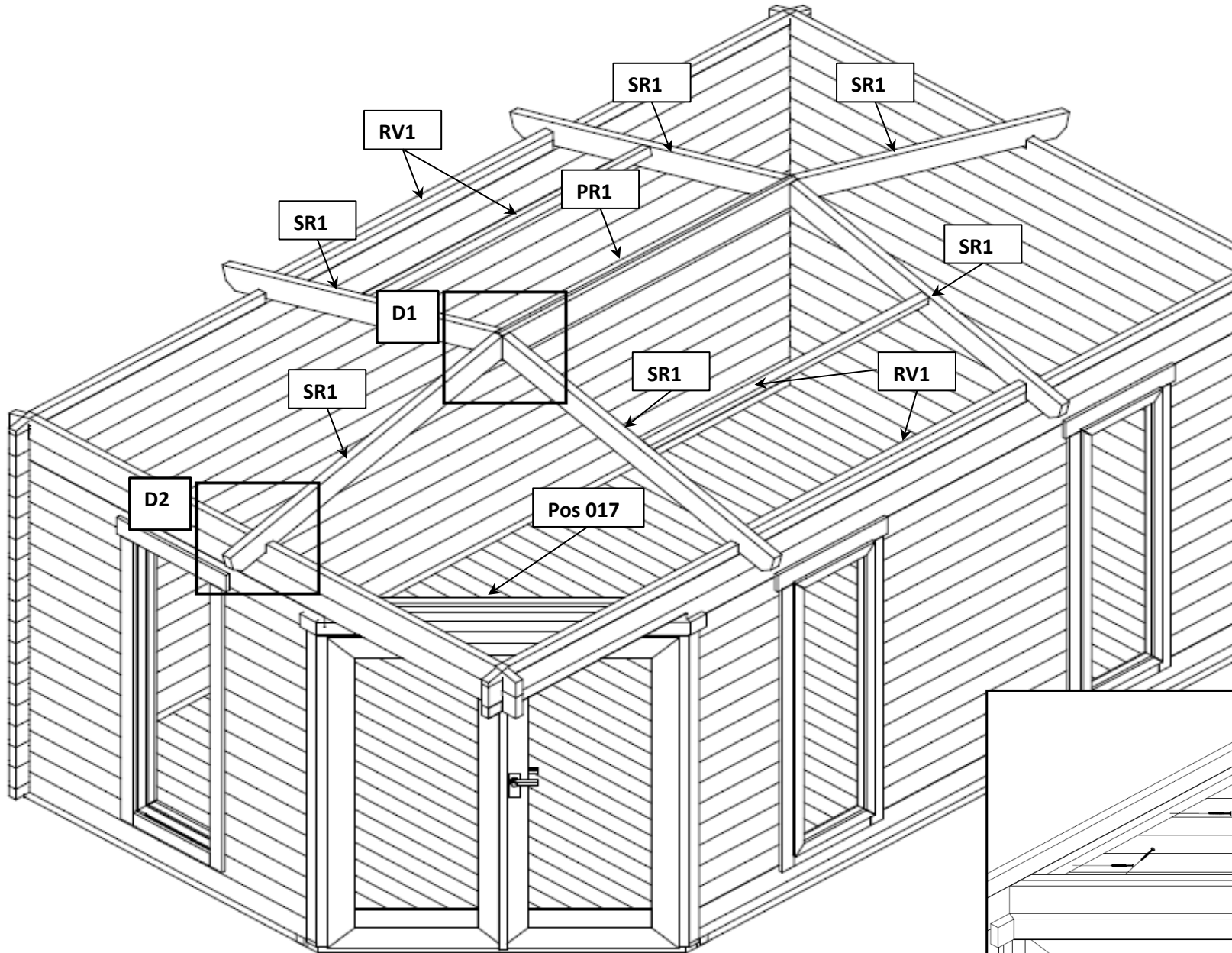




Art.Nr. 407640

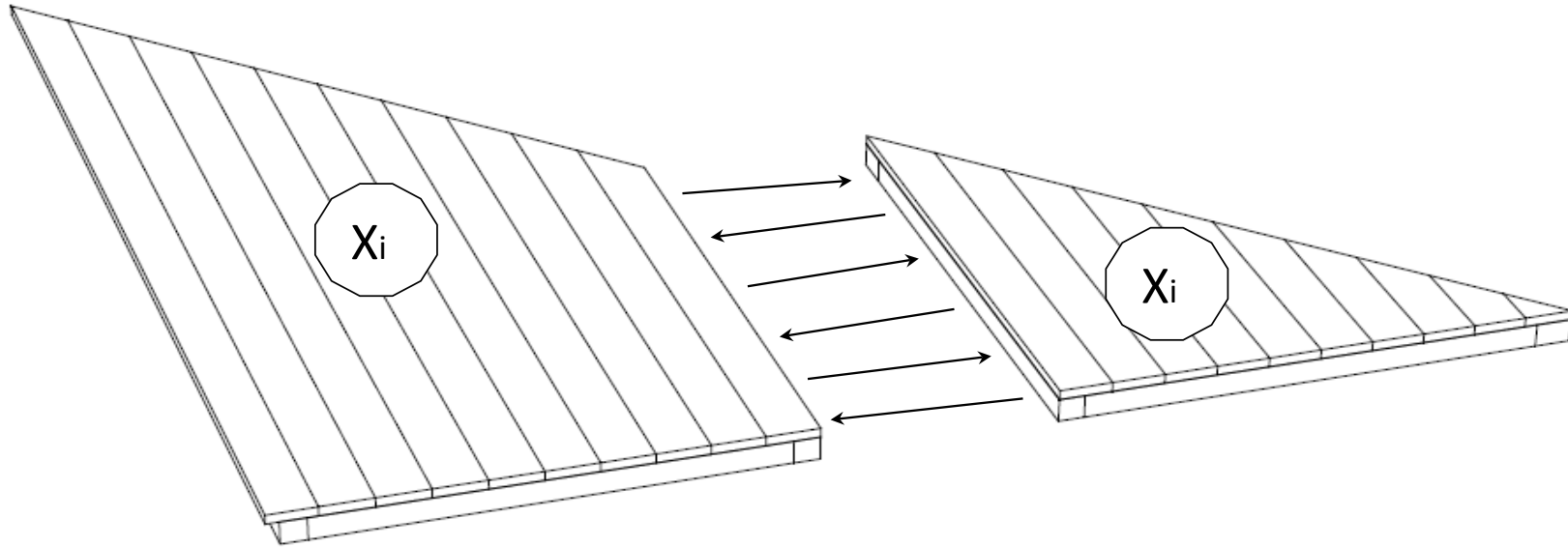


Art. Nr. 407640

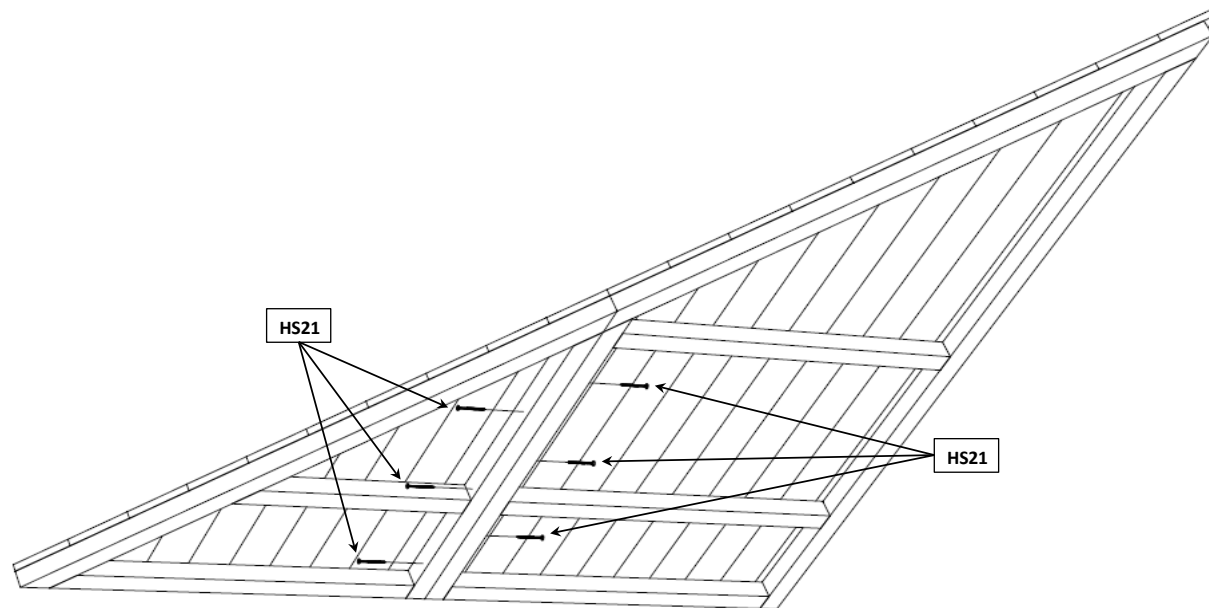


Art. Nr. 407640

TOP VIEW - ANSICHT VON OBEH - VUE DE DESSUS

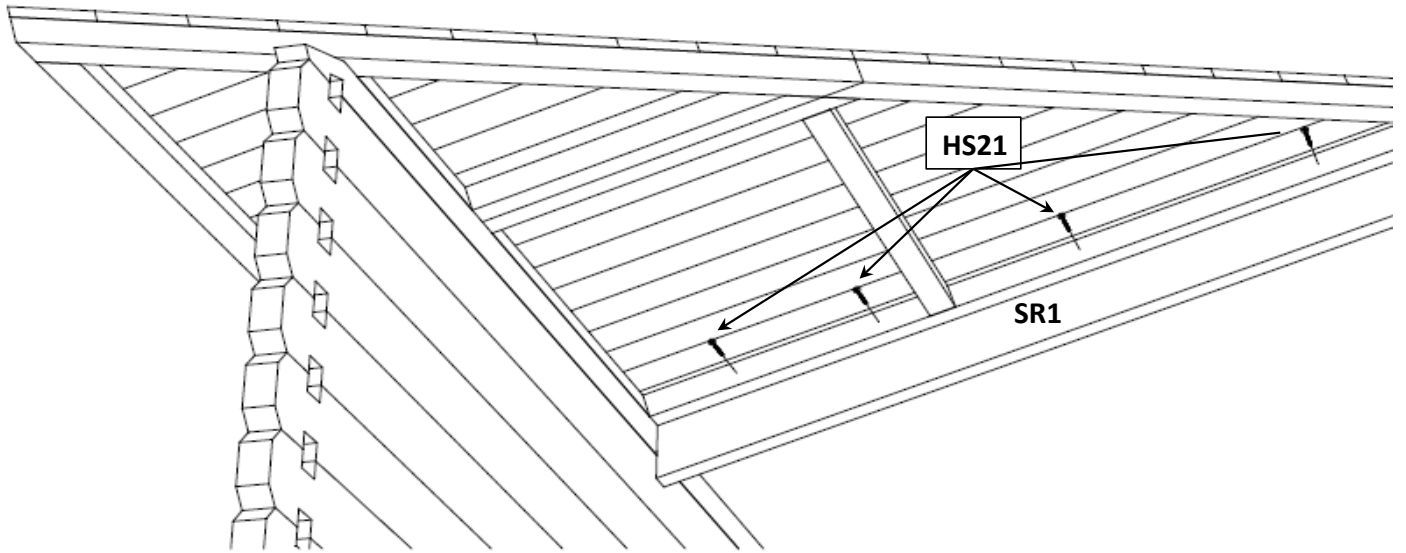


FROM BELOW - VUE DE DESSOUS - ANSICHT VON UNTEN

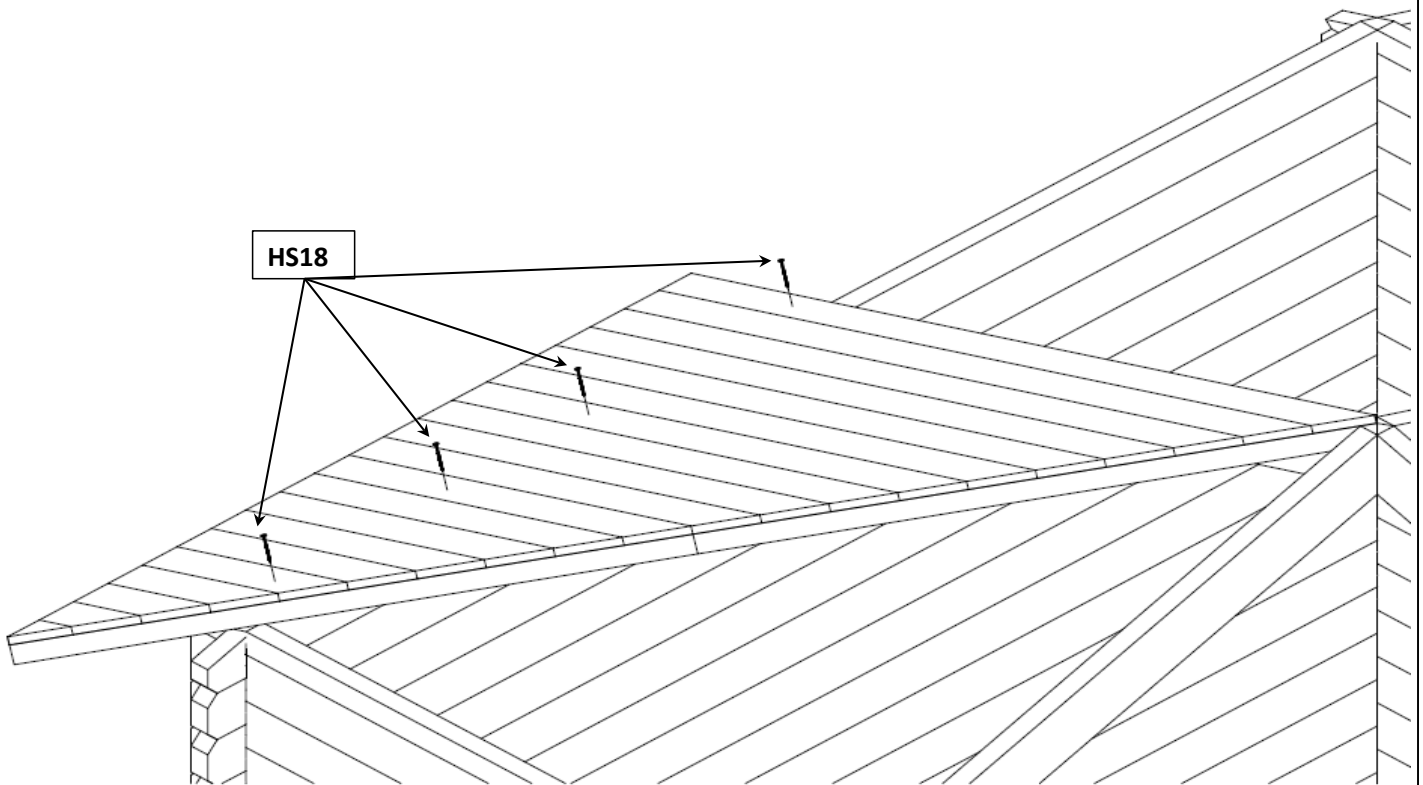


Art. Nr. 407640

FROM BELOW - VUE DE DESSOUS - ANSICHT VON UNTEN

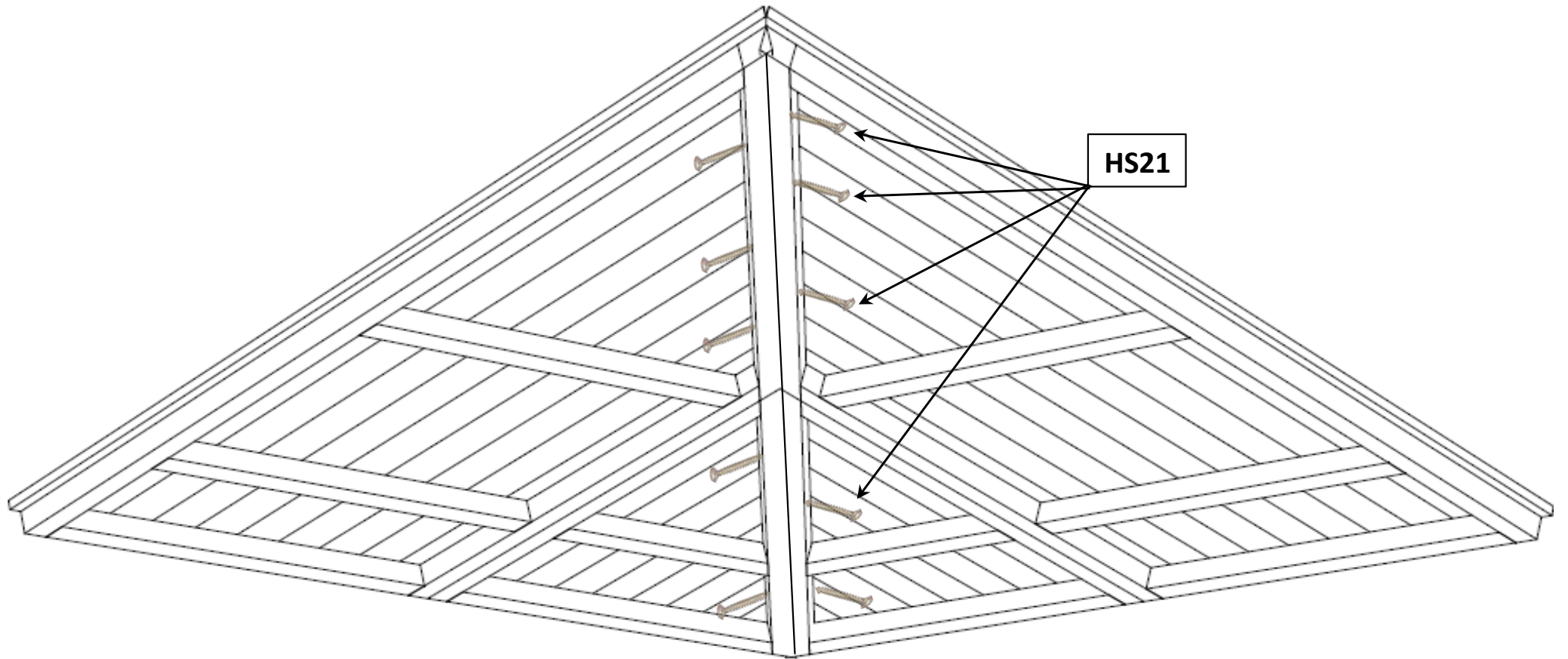


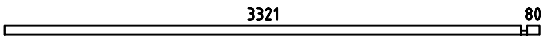
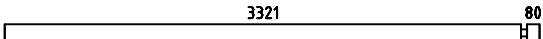



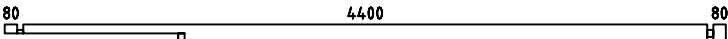
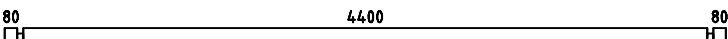
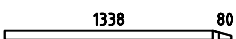


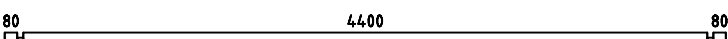




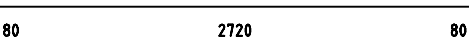
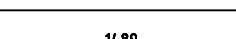








TOP VIEW - ANSICHT VON OBEH - VUE DE DESSUS







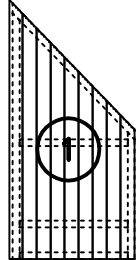

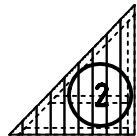
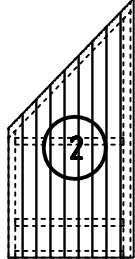
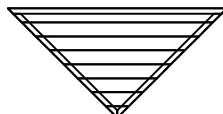

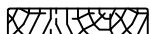


























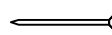
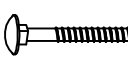



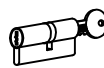

Art. Nr. 407640

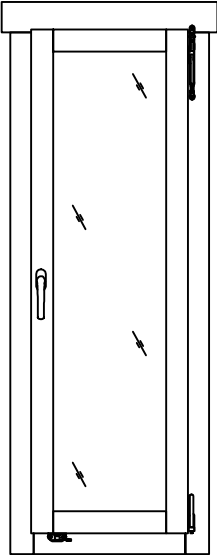
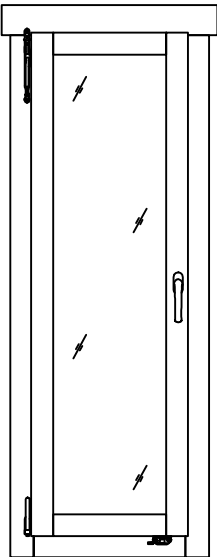
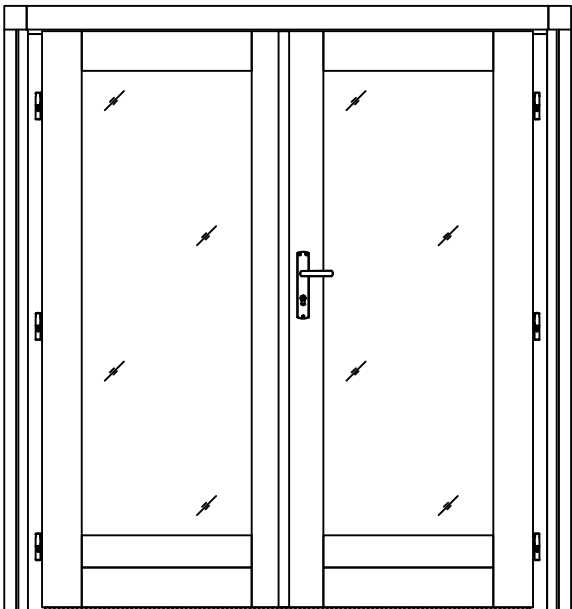
FROM BELOW - VUE DE DESSOUS - ANSICHT VON UNTEN

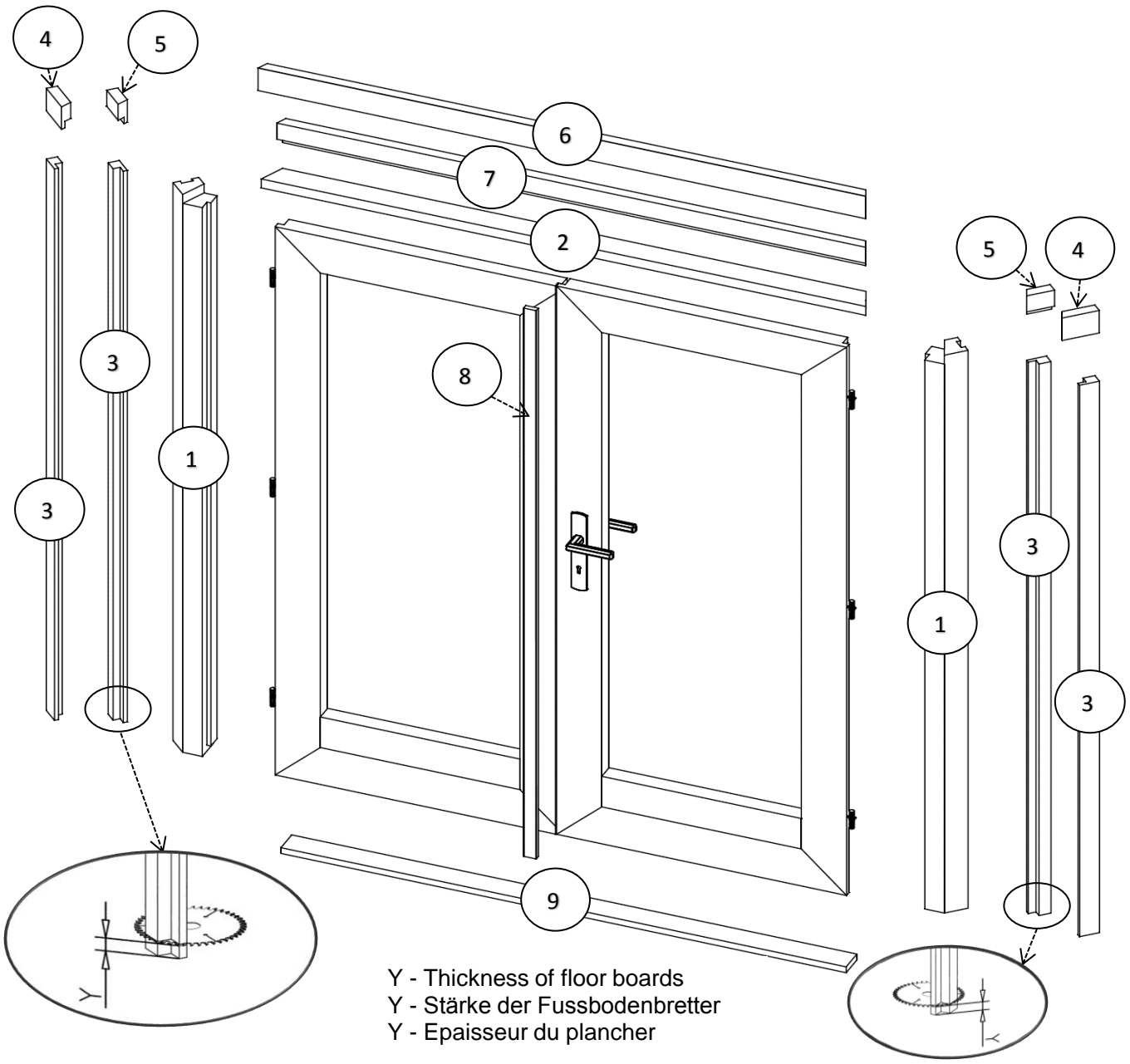


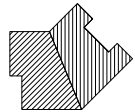








Pos	19.05.2016	Piecelist - Stücklist - Liste des composants Art.Nr. 407640	11/14	Q.	P. (mm)	L. (mm)
001				1	40x57	3441
002				1	40x114	3441
003				27	40x114	526
004				14	40x114	1145
005				27	40x114	700
006				1	40x114	4640
007				18	40x114	4640
008				2	40x57	1458
009				2	40x57	1636
010				2	40x57	1458
011				1	40x57	4640
012				1	40x114	1761
013				1	40x114	1761
014				1	40x114	1843
015				18	40x114	2960
016				2	40x114	2960
017				1	40x114	1489
IAR5		FOUNDATION - FUNDAMENT - FONDATION 		5	45x45	4380
IAR6		FOUNDATION - FUNDAMENT - FONDATION 		1	45x45	4184
IAR7		FOUNDATION - FUNDAMENT - FONDATION 		1	45x45	3727
IAR8		FOUNDATION - FUNDAMENT - FONDATION 		1	45x45	3314
IAR9		FOUNDATION - FUNDAMENT - FONDATION 		1	45x45	3269
IAR4		FOUNDATION - FUNDAMENT - FONDATION 		1	45x45	2790
IAR2		FOUNDATION - FUNDAMENT - FONDATION 		1	45x45	1698
IAR3		FOUNDATION - FUNDAMENT - FONDATION 		1	45x45	1634

Pos	19.05.2016	Piecelist - Stücklist - Liste des composants Art.Nr. 407640	12/14	Q.	P. (mm)	L. (mm)
IAR1		FOUNDATION - FUNDAMENT - FONDATION 		1	45x45	1608
SR1		RAFTER - DACHSPARREN - CHEVRON 		6	44x120	1646
RV1		WALL FINISHING BOARD - ABSCHLUSSBOHLE - MADRIER SUPÉRIEUR DE FINITION 		4	44x44	1636
PR1		ROOF BEAM - DACHBALKEN - PANNE DE TOIT 		1	44x140	1724
		FLOOR BOARDS - FUSSBODENBRETTER - LAME DE PLANCHER 		49	90x18	2716
		ROOF BOARDS - DACHBRETTER - VOLIGES 		38	90x18	1668
EL		ROOF SHIELD - ELEMENT - PANNEAU DE TOITURE  		4	1612x1688	
EL		ROOF SHIELD - ELEMENT - PANNEAU DE TOITURE  		4	1612x1688	
CS		CEILING SHIELD - ELEMENT - PANNEAU DE TOITURE 		1	1409x705	
		FLOOR FILLET-FUSSBODENLEISTE - CORNIERE DE FINITION DU PLANCHER 			18x18	13.59
TB-1		EAVES BOARD - TRAUFBRETT - BANDEAU DE TOIT 		4	18x90	2500
TB-2		EAVES BOARD - TRAUFBRETT - BANDEAU DE TOIT 		2	18x90	3300
KFS-1		STORM PROTECTION - STURMLEISTE - - LATTE ANTI-TEMPETE 		5	22x45	2050
DRV		ROOF EDGE REINFORCEMENT - DACHRANDVERSTÄRKUNG - - CORNIERE DE RENFORT DE BORD DE TOIT 		2	44x44	1636
FS2		WINDOW HANDLE FITTINGS - FENSTERGRIFF - POIGNÉE D'OUVERTURE DE FENETRE 		3	FG10.AL	
HS22		SCREW FOR FIXING DOOR TO THE WALL - SCHRAUBE ZUR BEFESTIGUNG TÜR - ZARGE MIT WAND - VIS POUR FIXATION DORMANT DE PORTE AU 1ER RANG DE MADRIER 		2	3.5x50	
HS3		SCREW FOR DOOR FILLET - SCHRAUBE ZUR BEFESTIGUNG TÜRLEISTE - VIS D'ASSEMBLAGE DU CADRE DE PORTE 		5	3x30	
HS45		SCREW FOR COVERING MOULDING - SCHRAUBEN FÜR DECKUNGSPROFIL - VIS DE FIXATION PROFILS DE FINITION VERTICAUX A FIXER A L'EXTERIEUR DU CADRE DE LA PORTE 		26	4x40	

Pos	19.05.2016	Piecelist - Stücklist - Liste des composants Art.Nr. 407640	13/14	Q.	P. (mm)	L. (mm)
HS12		SCREW FOR EAVES BOARDS - SCHRAUBEN FÜR TRAUFBRETTER - VIS DE FIXATION POUR BANDEAU DE TOIT		40	4x40	
HS13		SCREW FOR TRIANGULAR FIXING - MONTAGENSCHRAUBE FÜR DREIECKIGE - VIS D'ASSEMBLAGE POUR TRIANGLE		10	4x60	
HS13		SCREW FOR ROOF EDGE REINFORCEMENT - SCHRAUBEN FÜR DACHRANDVERSTÄRKUNG - VIS POUR RENFORT DE BORD DE TOIT		8	4x60	
HS13		SCREW FOR POS 017 - SCHRAUBEN FÜR POS 017 - VIS POUR POS 017		4	4x60	
HS13		SCREW FOR WALL FINISHING BOARD - SCHRAUBEN FÜR ABSCHLUSSBOHLE - VIS POUR MADRIER SUPÉRIEUR DE FINITION		8	4x60	
HS18		SCREW FOR SHIELD - SCHRAUBEN ZUR ELEMENT VIS POUR DE PANNEAU DE TOITURE		48	5x120	
HS11		SCREW FOR RAFTER - SCHRAUBEN FÜR DACHSPARREN - SCHRAUBEN FÜR DACHSPARREN - VIS POUR CHEVRON		18	5x120	
HS16		SCREW FOR 1. WALL BEAM - SCHRAUBE FÜR 1. BOHLENREIHE - VIS DE FIXATION DES FONDATIONS		7	5x90	
HS16		SCREW FOR FUNDAMENT - SCHRAUBEN ZUR BEFESTIGUNG FUNDAMENT - VIS POUR FONDATION		21	5x90	
HS16		SCREW FOR POS 006, 008, 009 AND 010 - SCHRAUBEN FÜR POS 006, 008, 009 UND 010 - VIS POUR POS 006, 008, 009, 010		14	5x90	
HS41		SCREW FOR DOOR JAMB - SCHRAUBE FÜR TÜRRAHMEN - VIS DE FIXATION POUR MONTANT DE PORTE		4	5x90	
HS21		SCREW FOR SHIELD - SCHRAUBEN ZUR ELEMENT VIS POUR DE PANNEAU DE TOITURE		120	6x80	
HS59		SCREW FOR DOORSTEP - SCHRAUBEN FÜR SWELLE - VIS DE FIXATION DU SEUIL DE PORTE		3	4.5x65	
NF2		ZN NAIL FOR FLOOR FILLET - ZN NÄGEL FÜR FUSSBODENLEISTE - POINTE POUR CORNIERE DE FINITION DU PLANCHER		27	1.4x40	
SH40		HAMMER BLOCK - SCHLAGHOLZ - CALLE DE FRAPPE		1		
SFS		NUT FOR STORM PROTECTION - SCHRAUBENMUTTER FÜR STURMLEISTE - ÉCROU POUR LAME ANTI-TEMPETE		10	D6	
NF4		ZN NAIL FOR ROOF - ZN NÄGEL FÜR DACHBRETTER - POINTES DE FIXATIONS DES VOLIGES DE TOIT		164	2x50	
NF4		ZN NAIL FOR FLOOR - ZN NÄGEL FÜR FUSSBODENBRETTER - CLOUS POUR PLANCHER		346	2x50	
BFS		BOLT FOR STORM PROTECTION - BOLZEN FÜR STURMLEISTE - VIS POUR LAME ANTI-TEMPETE		10	6x70	
DFS		WASHER FOR STORM PROTECTION - DICHTSCHEIBE FÜR STURMLEISTE - RONDELLE POUR LAME ANTI-TEMPETE		10	D6	
TL4		DOOR HANDLE FITTINGS - TÜRGRIF - SET DE GARNITURES DE SERRURE DE PORTE		1		
		SET OF DOOR LOCK COVERS - SCHLOSSBLENDEN - SET DE GARNITURES DE SERRURE DE PORTE		1		
		CYLINDER LOCK - ZYLINDERSCHLOSS - CYLINDRE DE SERRURE		1	30x35	
		MALE BOLT HINGE FOR DOOR - TÜRRIEGEL - PARTIE MALE DE CHARNIERE DE PORTE		6	14x80	

Pos	19.05.2016 Piecelist - Stücklist - Liste des composants Art.Nr. 407640	14/14	Q.	P. (mm)	L. (mm)
	WINDOW - FENSTER - FENETRE 525x1560 DGP+ 	AK.1.100.PSP.j	1		
	WINDOW - FENSTER - FENETRE 525x1560 DGP+ 	AK.1.100.PSV.j	2		
	DOOR - TÜR - PORTE 1494x1736 DGP+ 	TUK.1.100.PVP.MM5c	1		



Pos	Piece list - Stückliste - Liste des pièces	Q.	P (mm)	L (mm)
1		2	77x60	1736
2		1	77x38	1538
3		4	28x50	1721
4		2	28x70	94
5		2	28x70	66
6		1	28x70	1546
7		1	28x70	1489
8		1	13x32	1706
9		1	18x77	1438

