

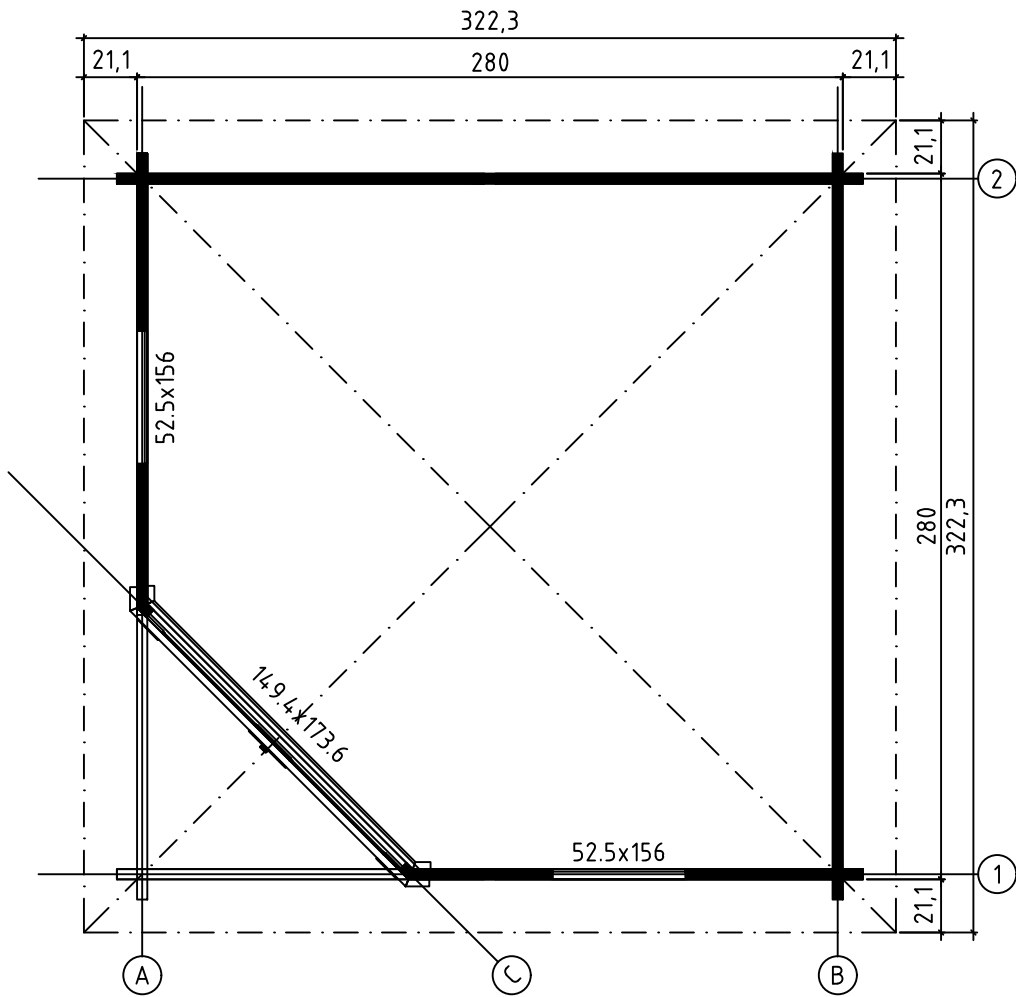
Edinburgh 1
Art. Nr. 407540
1/14



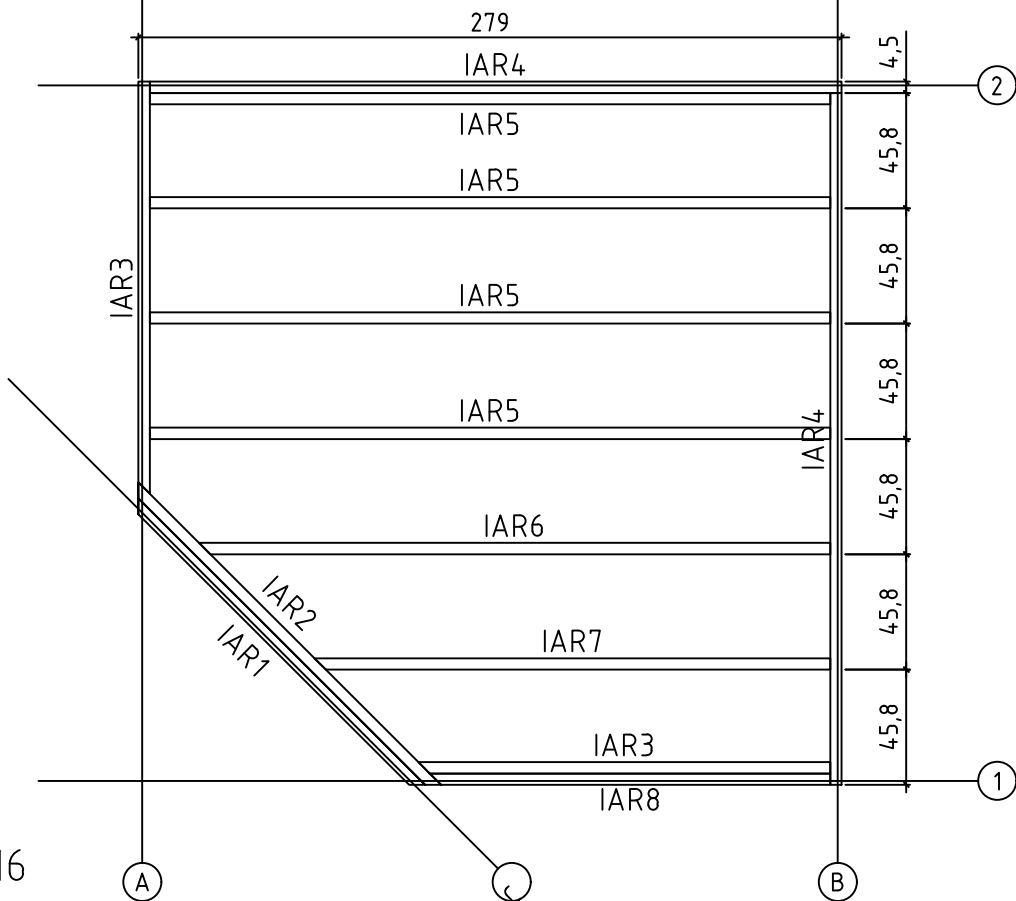
18.05.2016

Art.Nr. 407540

GROUNDPLAN - GRUNDPLAN - PLAN DE MASSE



FOUNDATION - FUNDAMENT - FONDATION



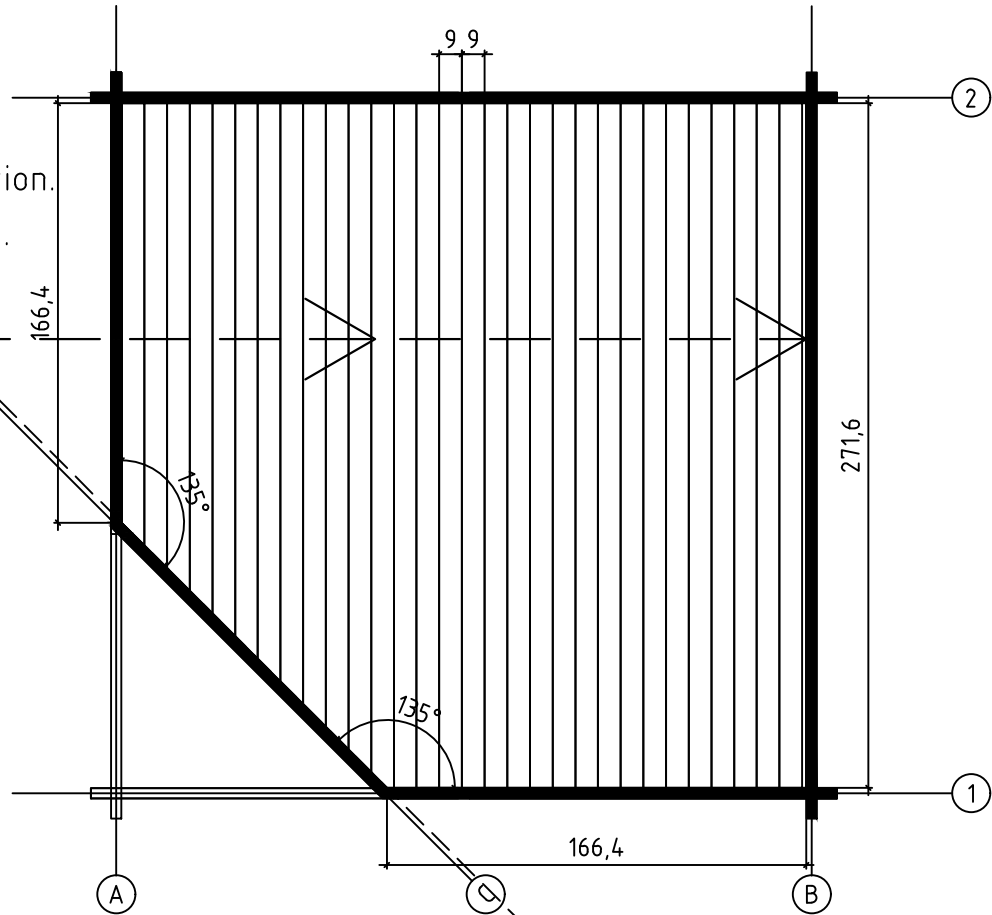
18.05.2016

2/14

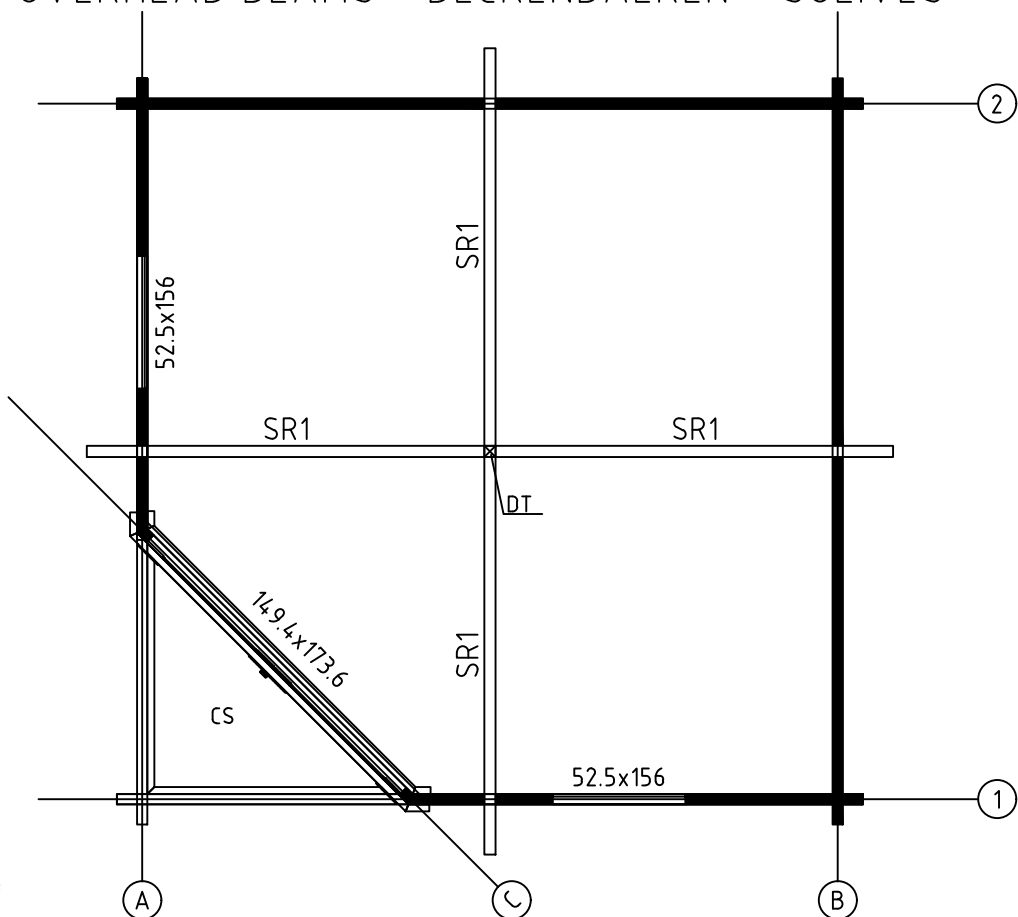
Art.Nr. 407540

FLOOR BOARDS - FUSSBODENBRETTER - LAME DE PLANCHER

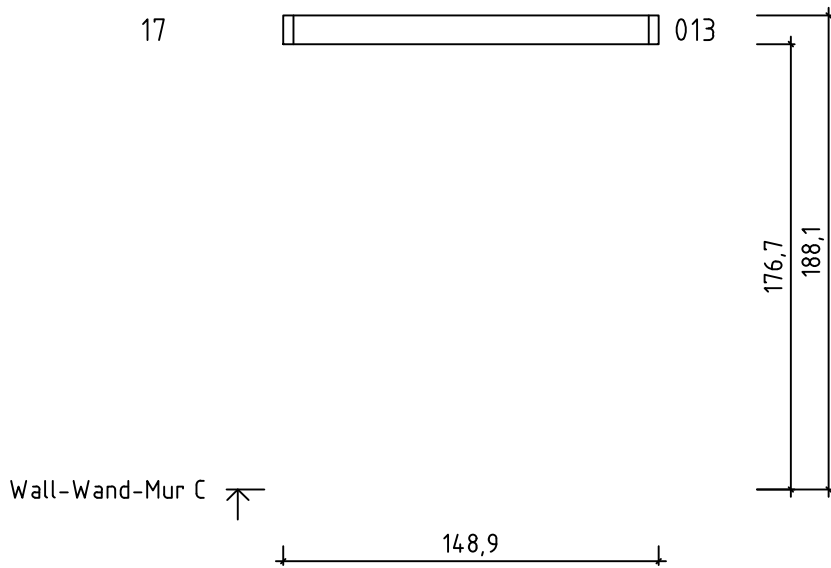

Mounting direction.
Aufbauschnitte.
Instruction de montage.



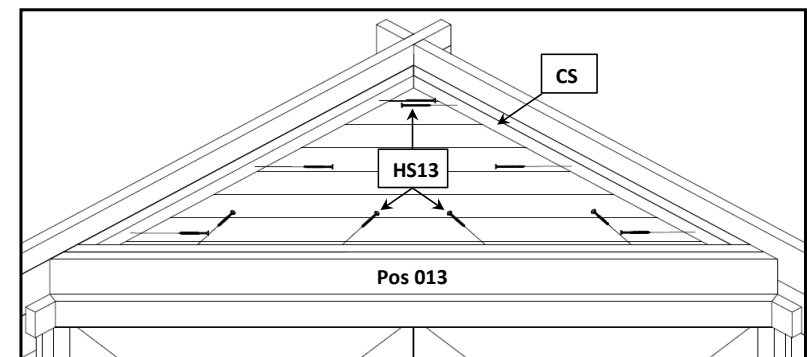
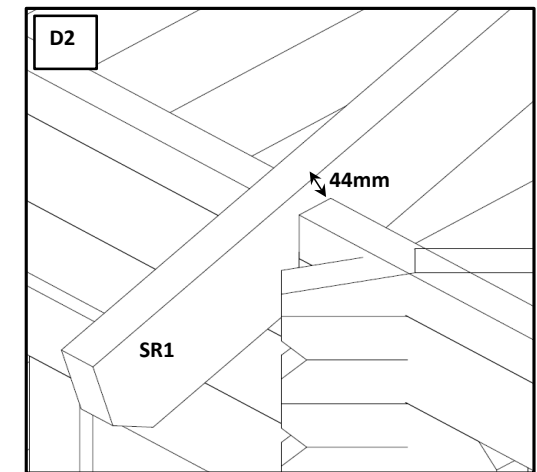
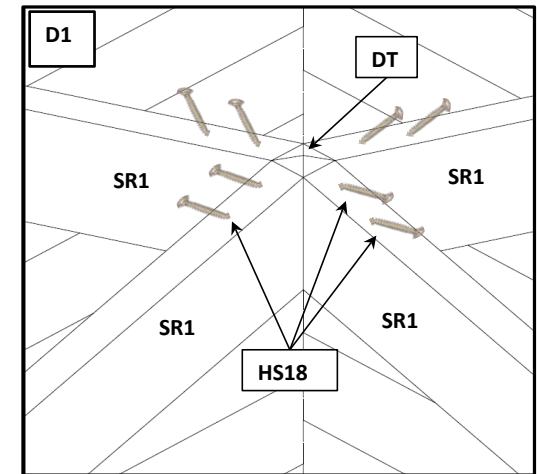
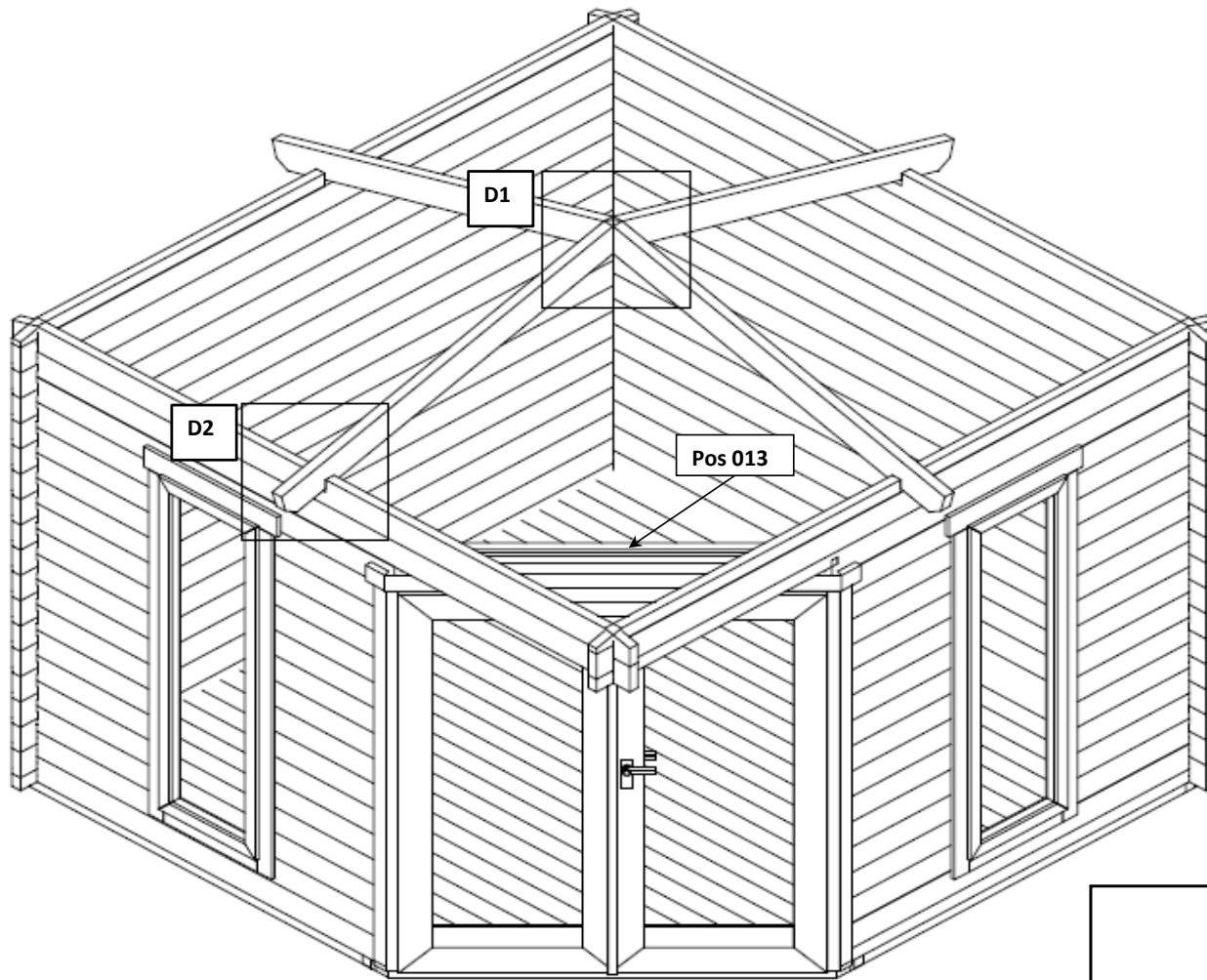
OVERHEAD BEAMS - DECKENBALKEN - SOLIVES



Art.Nr. 407540

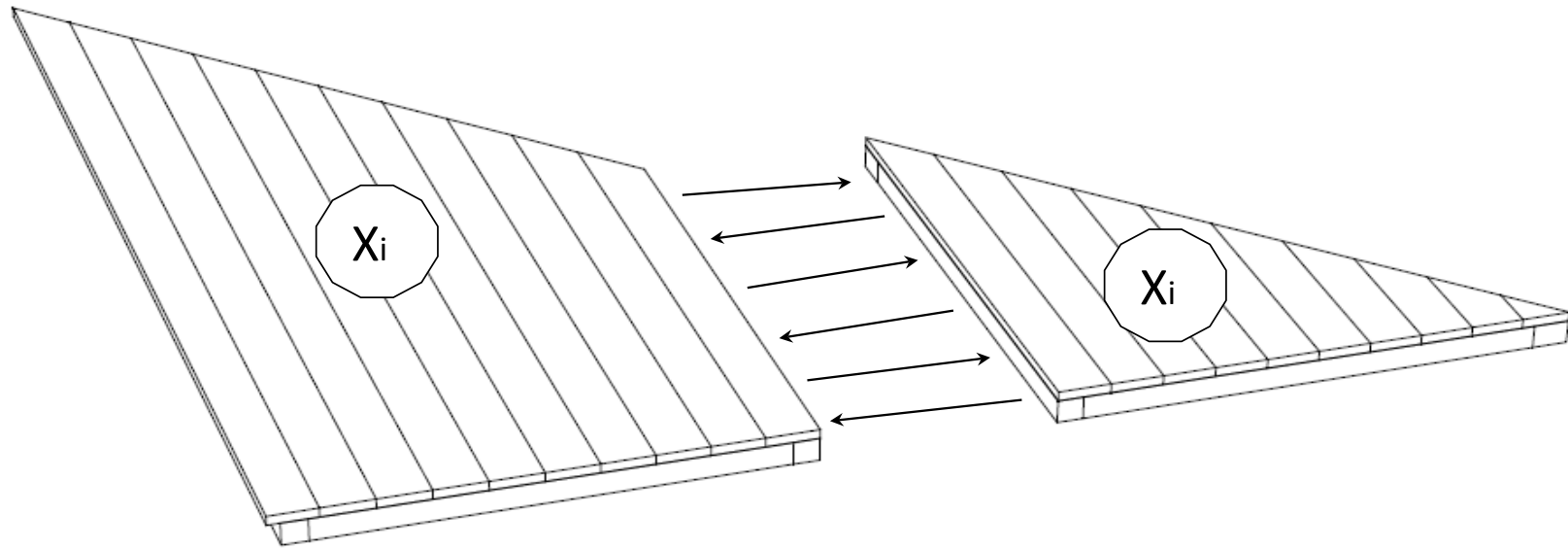


Art. Nr. 407540

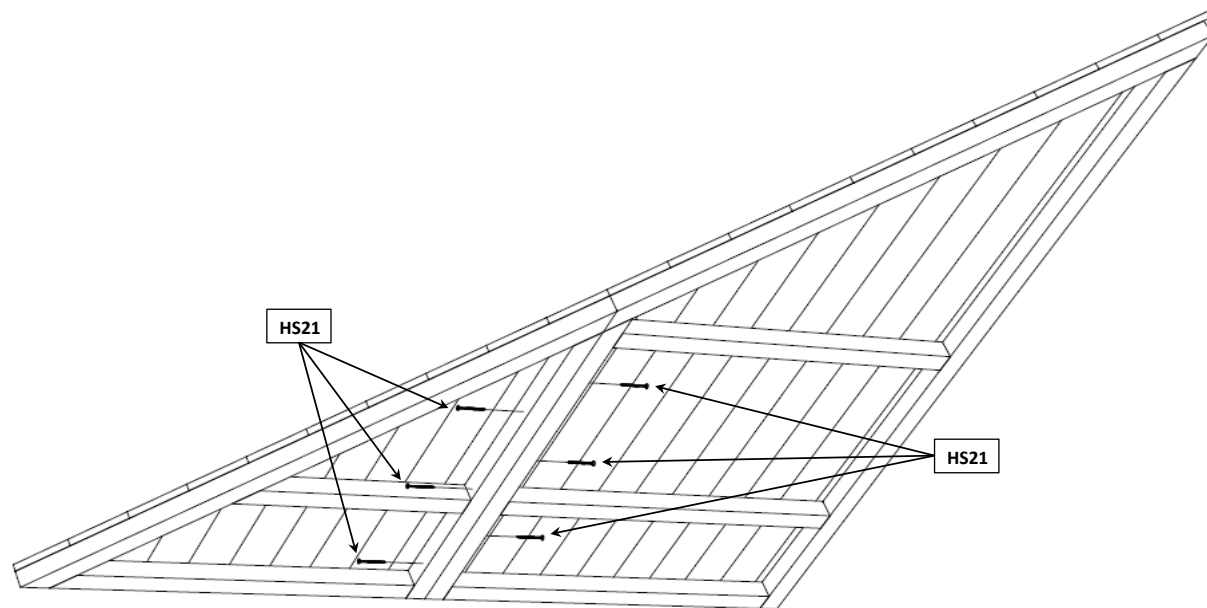


Art. Nr. 407540

TOP VIEW - ANSICHT VON OBEH - VUE DE DESSUS

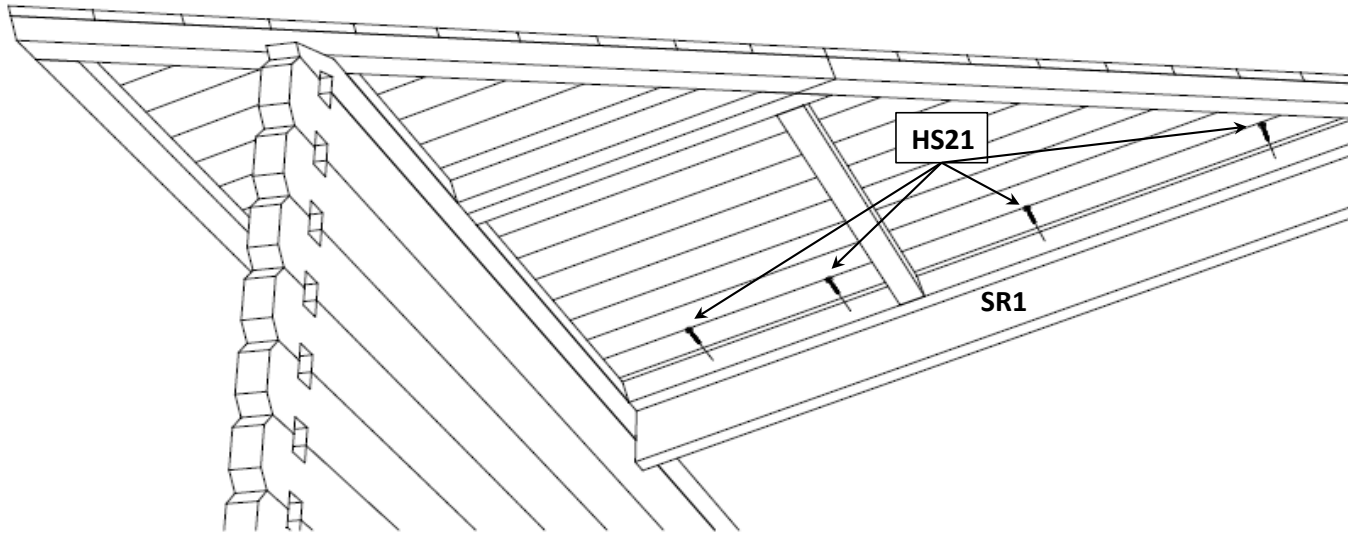


FROM BELOW - VUE DE DESSOUS - ANSICHT VON UNTEN

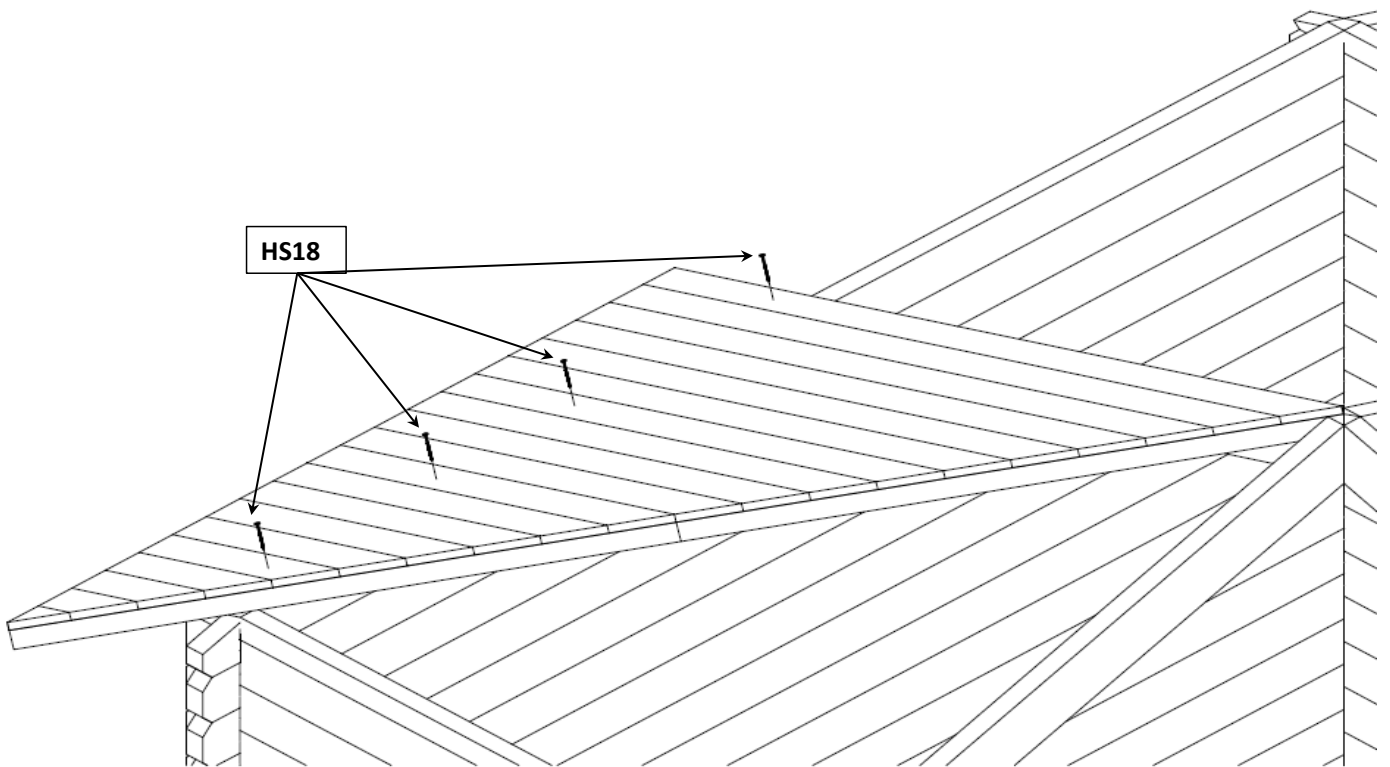


Art. Nr. 407540

FROM BELOW - VUE DE DESSOUS - ANSICHT VON UNTEN

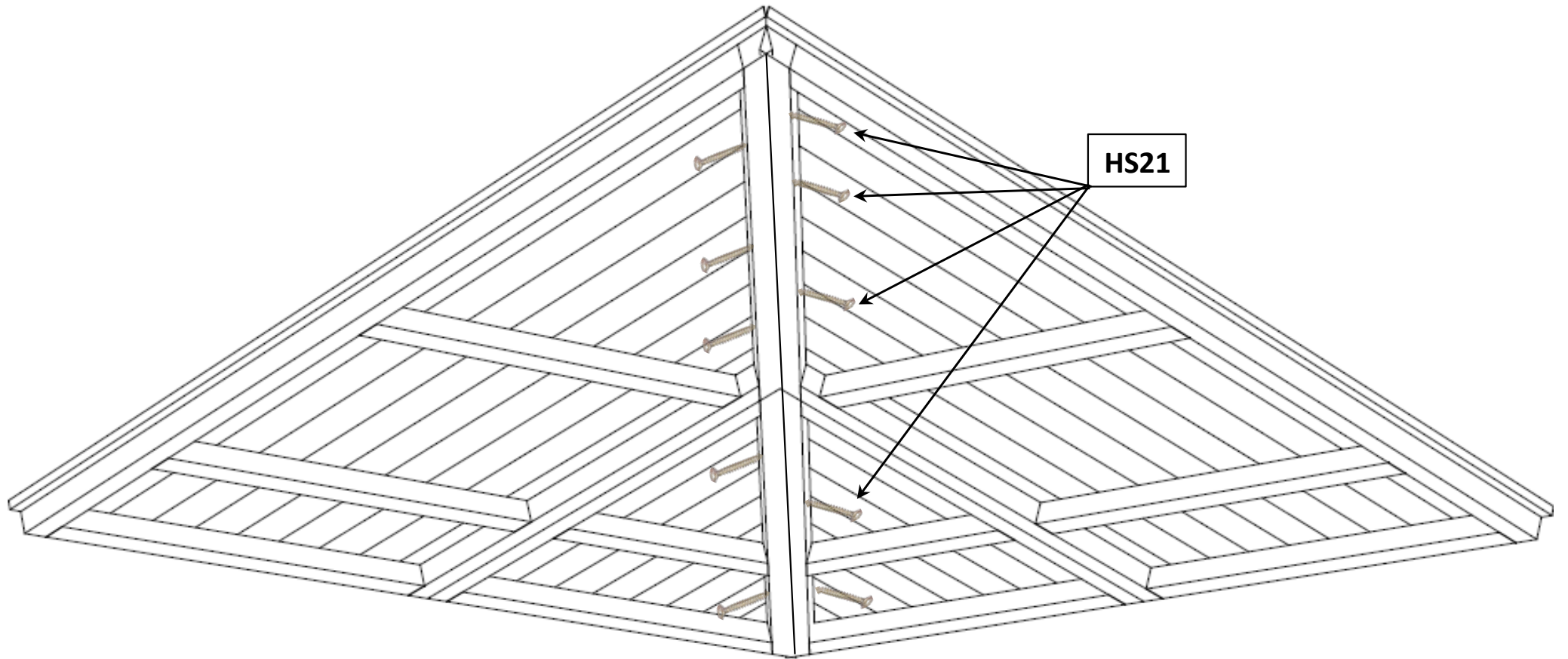



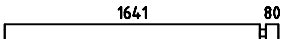

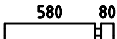
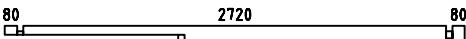
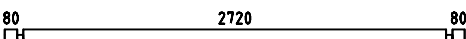


















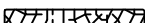
TOP VIEW - ANSICHT VON OBEH - VUE DE DESSUS


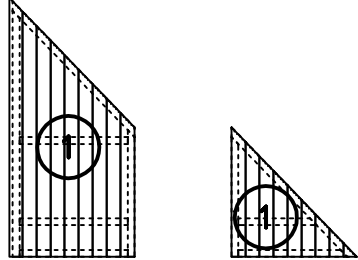
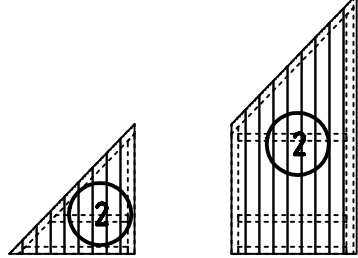
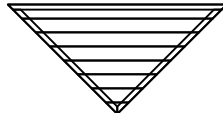


























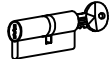
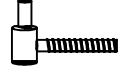
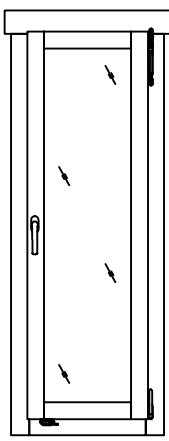
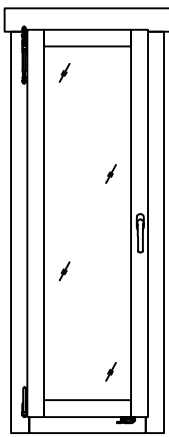
Art. Nr. 407540

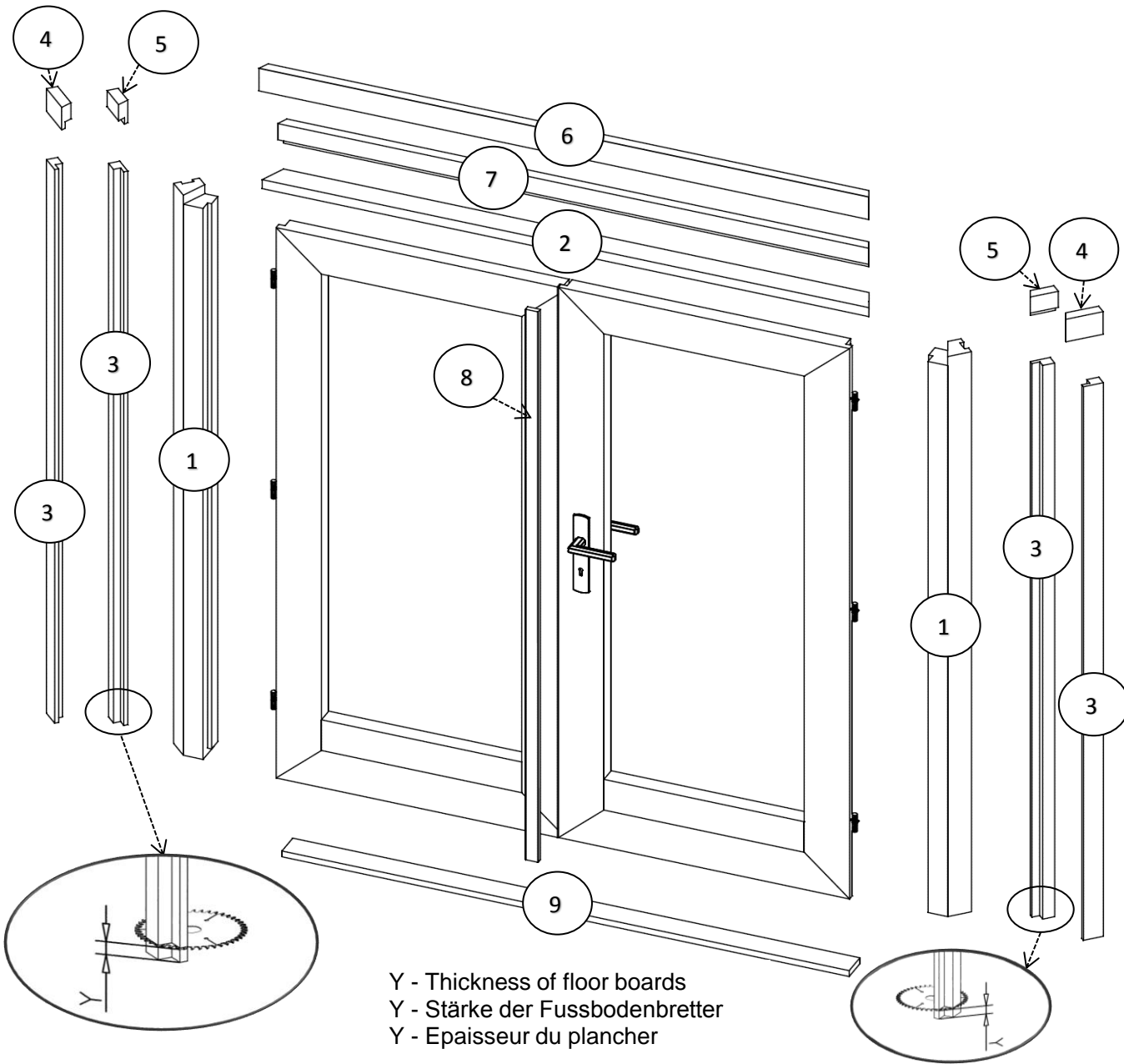
FROM BELOW - VUE DE DESSOUS - ANSICHT VON UNTEN

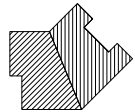










Pos	18.05.2016	Piecelist - Stücklist - Liste des composants Art. Nr. 407540	11/14	Q.	P. (mm)	L. (mm)
001				1	40x57	1761
002				2	40x114	1761
003				27	40x114	526
004				27	40x114	700
005				1	40x114	2960
006				36	40x114	2960
007				2	40x57	1458
008				2	40x57	1458
009				1	40x57	2960
010				1	40x114	1761
011				1	40x114	1843
012				2	40x114	2960
013				1	40x114	1489
IAR4		FOUNDATION - FUNDAMENT - FONDATION 		2	45x45	2745
IAR5		FOUNDATION - FUNDAMENT - FONDATION 		4	45x45	2700
IAR6		FOUNDATION - FUNDAMENT - FONDATION 		1	45x45	2504
IAR7		FOUNDATION - FUNDAMENT - FONDATION 		1	45x45	2047
IAR2		FOUNDATION - FUNDAMENT - FONDATION 		1	45x45	1698
IAR3		FOUNDATION - FUNDAMENT - FONDATION 		2	45x45	1634
IAR1		FOUNDATION - FUNDAMENT - FONDATION 		1	45x45	1608
IAR8		FOUNDATION - FUNDAMENT - FONDATION 		1	45x45	1589
SR1		RAFTER - DACHSPARREN - CHEVRON 		4	44x120	1646
DT		ROOF SUPPORT - DACH TRÄGER - SUPPORT DE TOIT 		1	44x44	130
		STORM PROTECTION - STURMLEISTE - - LATTE ANTI-TEMPETE 		5	22x45	2050
TB		EAVES BOARD - TRAUFBRETT - BANDEAU DE TOIT 		4	18x90	3300

Pos	18.05.2016	Piecelist - Stücklist - Liste des composants Art. Nr. 407540	12/14	Q.	P. (mm)	L. (mm)
		FLOOR BOARDS - FUSSBODENBRETTER - LAME DE PLANCHER		31	90x18	2716
EL		ROOF SHIELD - ELEMENT - PANNEAU DE TOITURE		4		
EL		ROOF SHIELD - ELEMENT - PANNEAU DE TOITURE		4		
CS		CEILING SHIELD - ELEMENT - PANNEAU DE TOITURE		1		
		FLOOR FILLET-FUSSBODENLEISTE - CORNIERE DE FINITION DU PLANCHER			18x18	10.86
FS2		WINDOW HANDLE FITTINGS - FENSTERGRIFF - POIGNÉE D'OUVERTURE DE FENETRE		2	FG10.AL	
HS22		SCREW FOR FIXING DOOR TO THE WALL - SCHRAUBE ZUR BEFESTIGUNG TÜR - ZARGE MIT WAND - VIS POUR FIXATION DORMANT DE PORTE AU 1ER RANG DE MADRIER		2	3.5x50	
HS3		SCREW FOR DOOR FILLET - SCHRAUBE ZUR BEFESTIGUNG TÜRLEISTE - VIS D'ASSEMBLAGE DU CADRE DE PORTE		5	3x30	
HS45		SCREW FOR COVERING MOULDING - SCHRAUBEN FÜR DECKUNGSPROFIL - VIS DE FIXATION PROFILS DE FINITION VERTICAUX A FIXER A L'EXTERIEUR DU CADRE DE LA PORTE		26	4x40	
HS12		SCREW FOR EAVES BOARDS - SCHRAUBEN FÜR TRAUFBRETTER - VIS DE FIXATION POUR BANDEAU DE TOIT		28	4x40	
HS13		SCREW FOR TRIANGULAR FIXING - MONTAGENSCHRAUBE FÜR DREIECKIGE - - VIS D'ASSEMBLAGE POUR TRIANGLE		10	4x60	
HS13		SCREW FOR POS 013 - SCHRAUBEN FÜR POS 013 - - VIS POUR POS 013		4	4x60	
HS18		SCREW FOR SHIELD - SCHRAUBEN ZUR ELEMENT VIS POUR DE PANNEAU DE TOITURE		48	5x120	
HS18		SCREW FOR RAFTER - SCHRAUBEN FÜR DACHSPARREN - - SCHRAUBEN FÜR DACHSPARREN - VIS POUR CHEVRON		12	5x120	
HS16		SCREW FOR 1. WALL BEAM - SCHRAUBE FÜR 1. BOHLENREIHE - VIS DE FIXATION DES FONDATIONS		4	5x90	
HS16		SCREW FOR FUNDAMENT - SCHRAUBEN ZUR BEFISTIGUNG FUNDAMENT - VIS POUR FONDATION		25	5x90	
HS16		SCREW FOR POS 005 - SCHRAUBEN FÜR POS 005 - - VIS POUR POS 005		2	5x90	
HS41		SCREW FOR DOOR JAMB - SCHRAUBE FÜR TÜRRAHMEN - VIS DE FIXATION POUR MONTANT DE PORTE		4	5x90	

Pos	18.05.2016	Piecelist - Stücklist - Liste des composants Art. Nr. 407540	13/14	Q.	P. (mm)	L. (mm)
HS21	SCREW FOR SHIELD - SCHRAUBEN ZUR ELEMENT VIS POUR DE PANNEAU DE TOITURE		120	6x80		
NF2	ZN NAIL FOR FLOOR FILLET - ZN NÄGEL FÜR FUSSBODENLEISTE - POINTE POUR CORNIERE DE FINITION DU PLANCHER		20	1.4x40		
	HAMMER BLOCK - SCHLAGHOLZ - CALLE DE FRAPPE		1			
HS59	SCREW FOR DOORSTEP - SCHRAUBEN FÜR SWELLE - VIS DE FIXATION DU SEUIL DE PORTE		3	4.5x65		
SFS	NUT FOR STORM PROTECTION - SCHRAUBENMUTTER FÜR STURMLEISTE - ÉCROU POUR LAME ANTI-TEMPETE		10	D6		
NF4	ZN NAIL FOR FLOOR - ZN NÄGEL FÜR FUSSBODENBRETTER - CLOUS POUR PLANCHER		211	2x50		
BFS	BOLT FOR STORM PROTECTION - BOLZEN FÜR STURMLEISTE - VIS POUR LAME ANTI-TEMPETE		10	6x70		
DFS	WASHER FOR STORM PROTECTION - DICHTSCHEIBE FÜR STURMLEISTE - RONDELLE POUR LAME ANTI-TEMPETE		10	D6		
TL4	DOOR HANDLE FITTINGS - TÜRGRIFF - SET DE GARNITURES DE SERRURE DE PORTE		1			
TL5	SET OF DOOR LOCK COVERS - SCHLOSSBLENDEN - SET DE GARNITURES DE SERRURE DE PORTE		1			
	CYLINDER LOCK - ZYLINDERSCHLOSS - CYLINDRE DE SERRURE		1	30/35		
	MALE BOLT HINGE FOR DOOR - TÜRRIEGEL - PARTIE MALE DE CHARNIERE DE PORTE		6	16/52		
	WINDOW - FENSTER - FENETRE 525x1560 DGP+	AK.1.100.PSP.j 	1			
	WINDOW - FENSTER - FENETRE 525x1560 DGP+	AK.1.100.PSV.j 	1			



Pos	Piece list - Stückliste - Liste des pièces	Q.	P (mm)	L (mm)
1		2	77x60	1736
2		1	77x38	1538
3		4	28x50	1721
4		2	28x70	94
5		2	28x70	66
6		1	28x70	1546
7		1	28x70	1489
8		1	13x32	1706
9		1	18x77	1438

