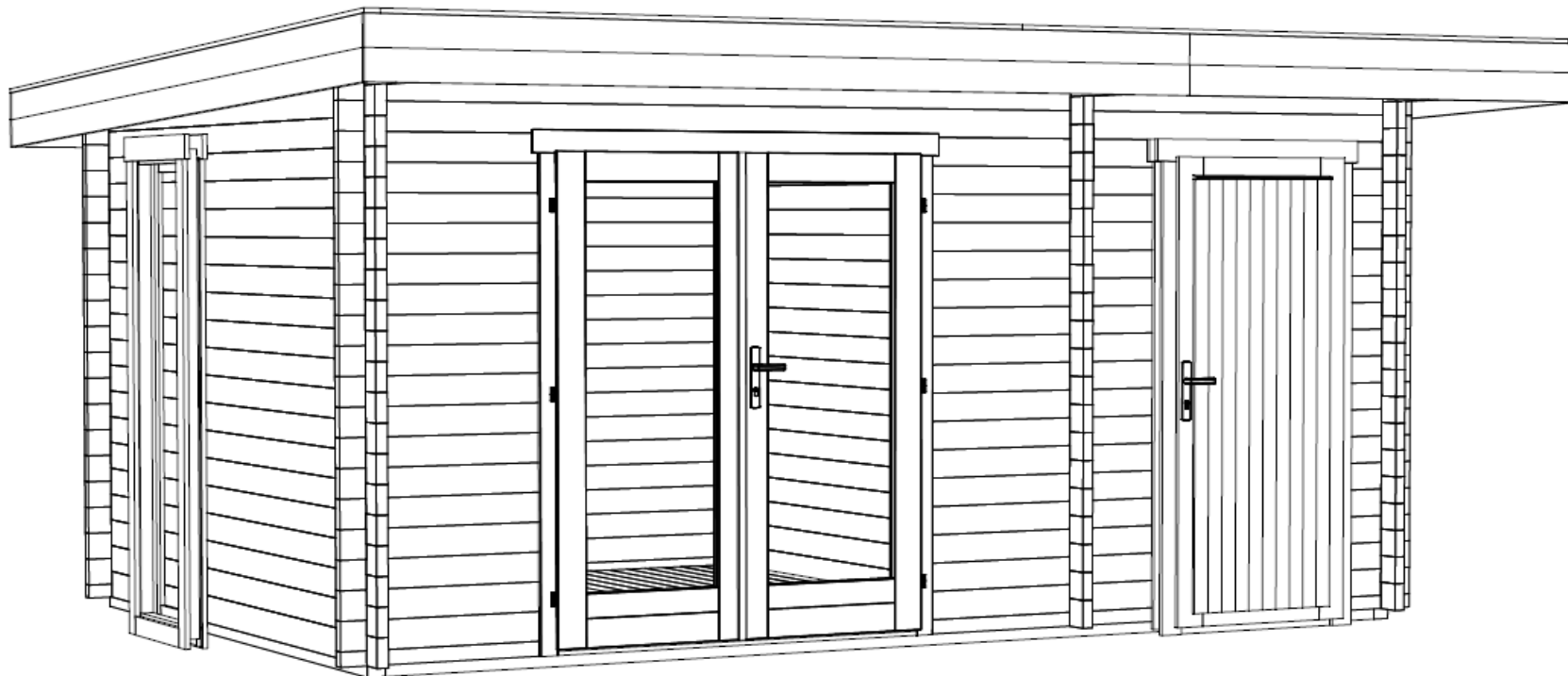
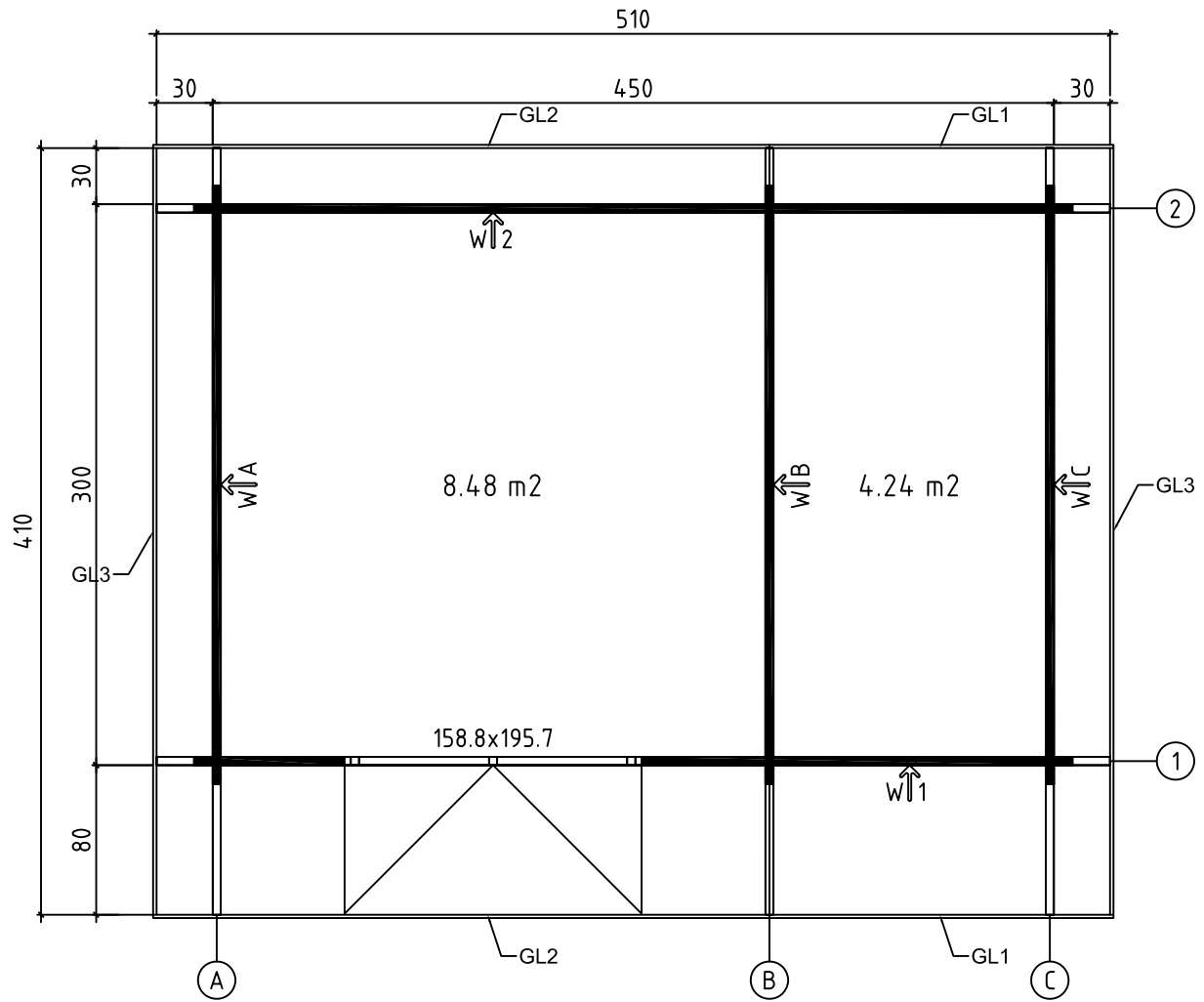


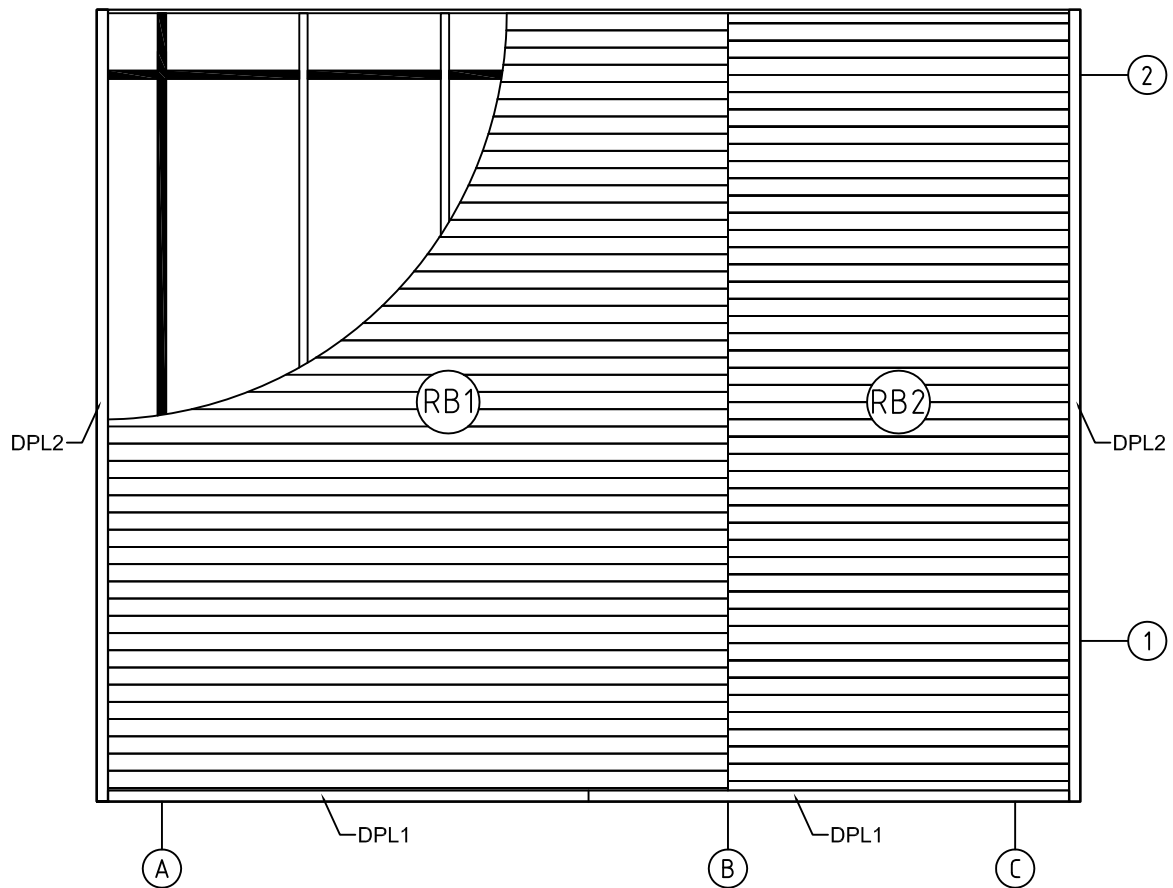
Chameleon 44
Art. Nr.4420002
1/8



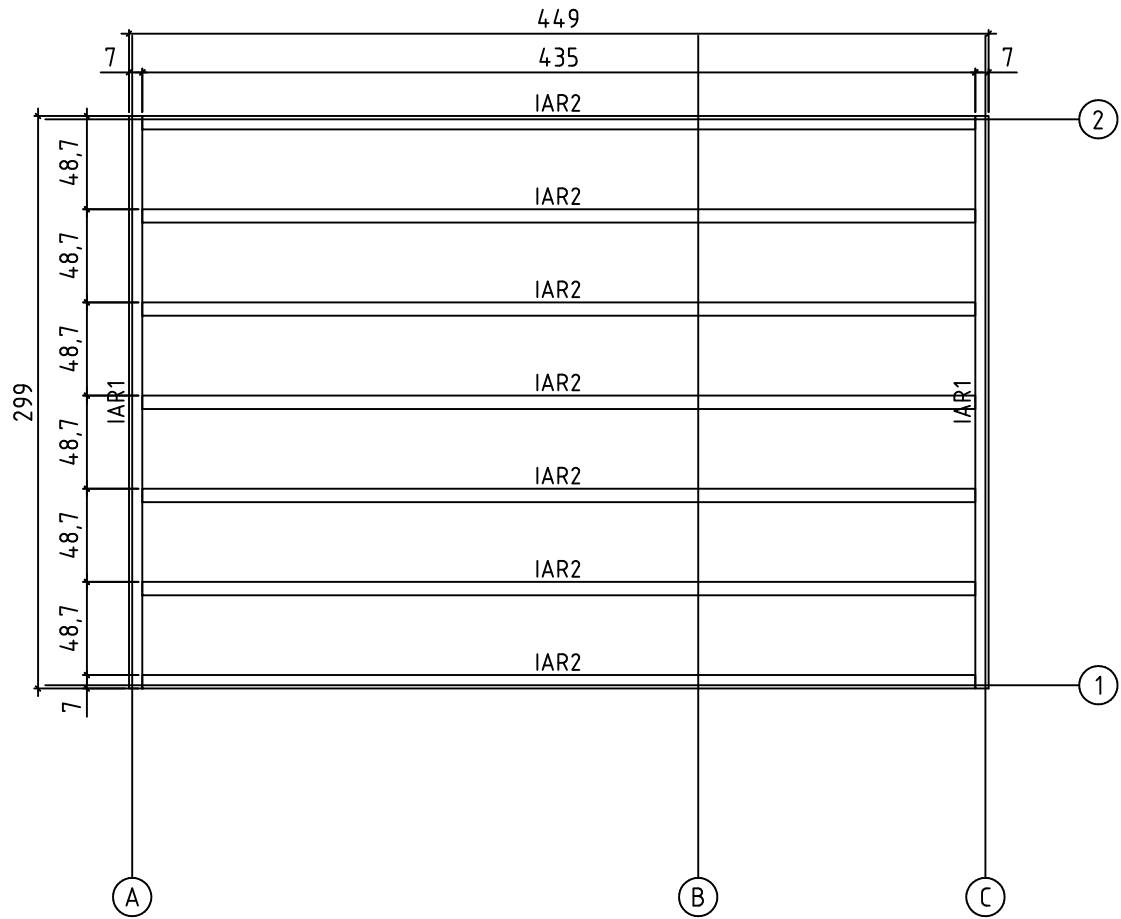
GROUNDPLAN - GRUNDPLAN - PLAN DE MASSE



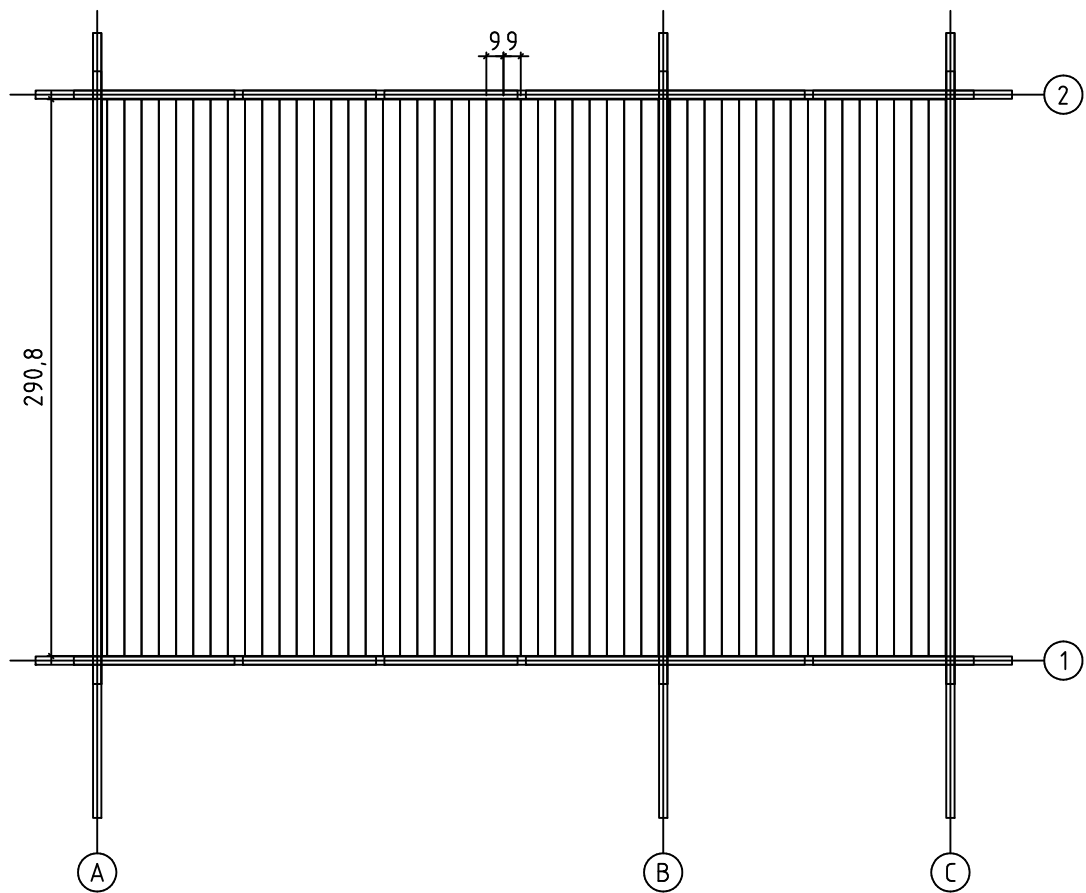
ROOF PLAN - DACH-PLAN - PLAN DU TOIT


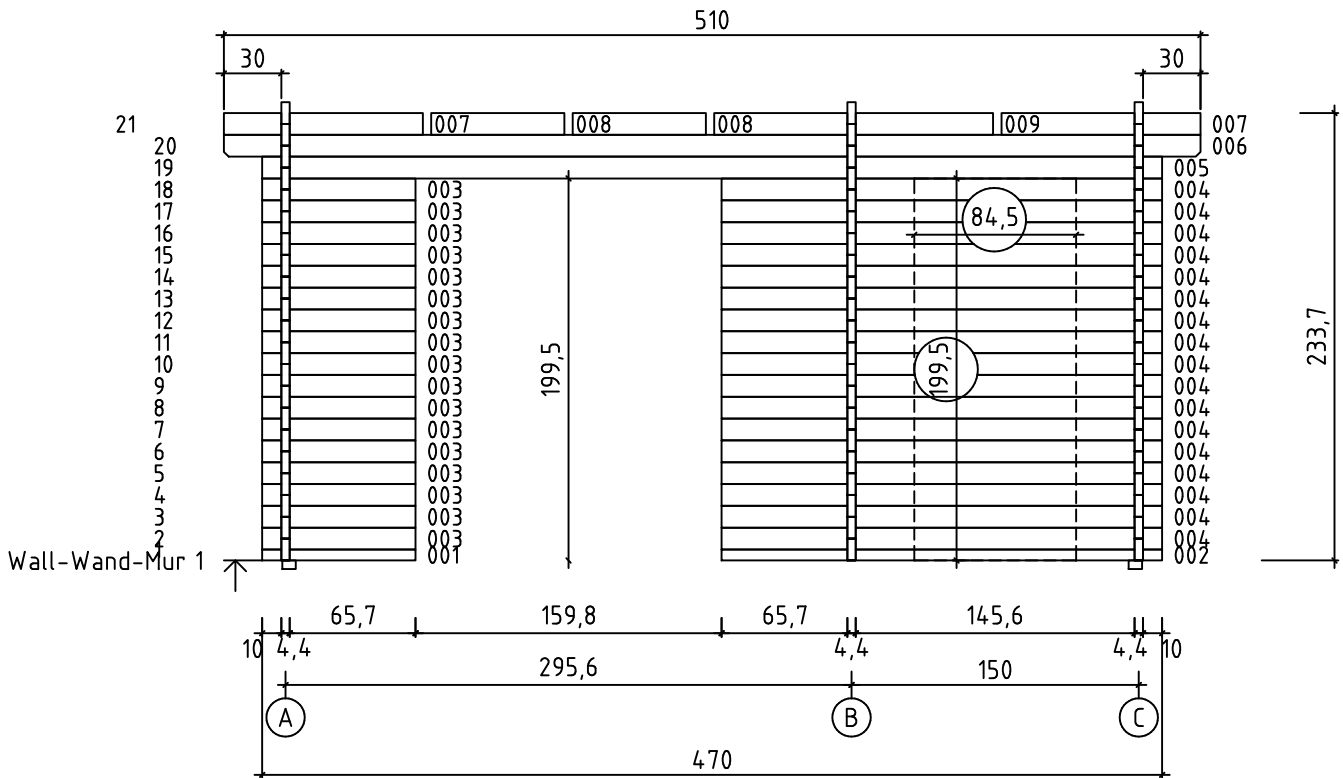


FOUNDATION - FUNDAMENT - FONDATION



FLOOR BOARDS - FUSSBODENBRETTER - LAME DE PLANCHER

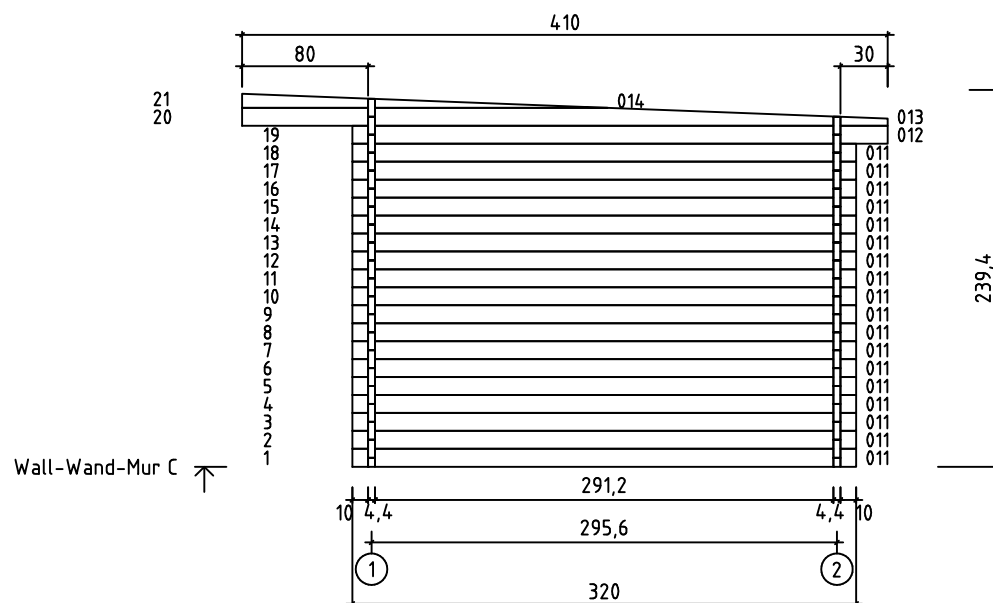
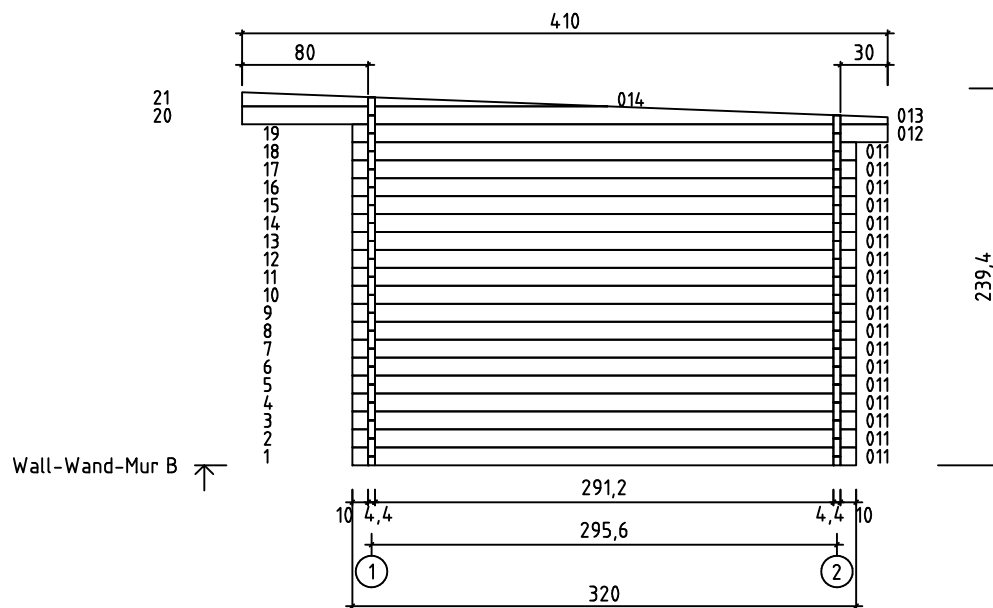
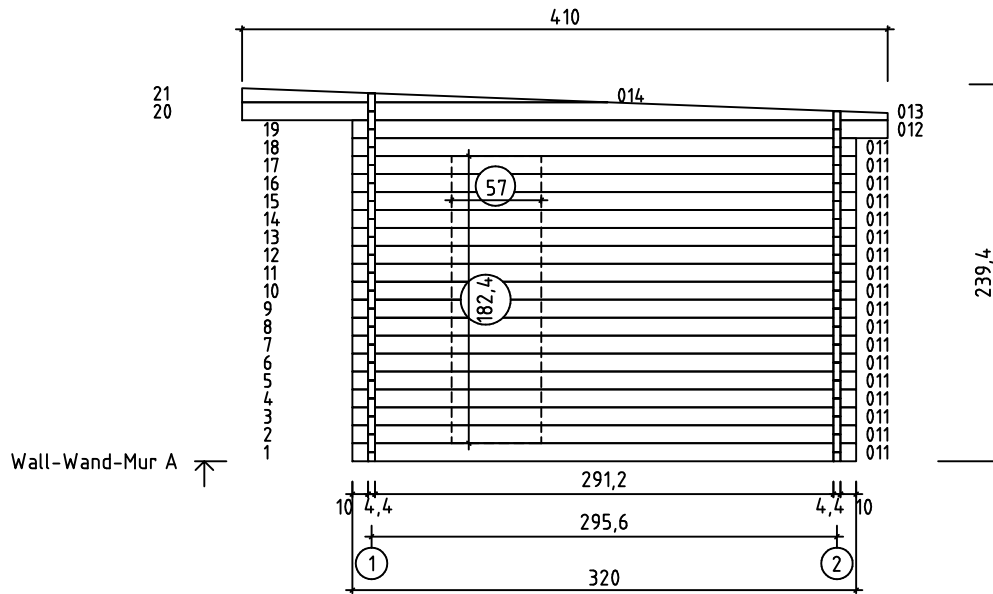




A SINGLE DOOR (83.5x195.7 CM) AND A SINGLE WINDOW (56x178 CM) HAD BEEN DELIVERED TOGETHER WITH THE BUILDING. YOU CAN CHOOSE THE LOCATION FOR THE DOOR/WINDOW BY YOURSELF BY CUTTING THE WALL LOGS AS SHOWN IN THE PICTURE (SEE THE DOTTED LINE)

IM LIEFERUMFANG IST EINE EINZELTÜR SOWIE EIN EINZELFENSTER ENTHALTEN. DAFÜR SIND ABER WERKSSEITIG KEINE AUSSPARUNGEN VORGESEHEN SO DASS SIE SOWOHL FENSTER ALS AUCH TÜR INDIVIDUELL VERBAUEN KÖNNEN. EINE ANLEITUNG HIERFÜR ENTNEHMEN SIE BITTE DER MONTAGEANLEITUNG (SIEHE BILD)

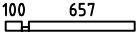
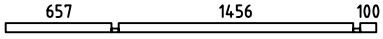
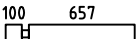



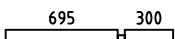

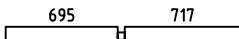

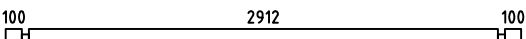
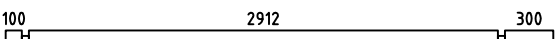
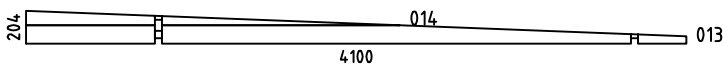

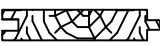
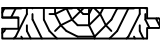






LE POSITIONNEMENT DE LA PORTE DE SERVICE ET DE LA FENÊTRE NÉCESSITE LA DÉCOUPE PRÉALABLE DES MADRIERS. VEILLEZ RESPECTER LES COTES DE DÉCOUPES DANS LES MADRIERS INDICUÉES SUR LE SCHÉMA. VOUS POUVEZ POSITIONNER, SELON VOTRE CONVENANCE, LES OUVERTURES DE CHAQUE CÔTÉ OU À L'ARRIÈRE DU GARAGE.







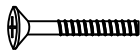
















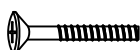



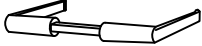

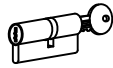
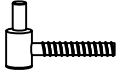
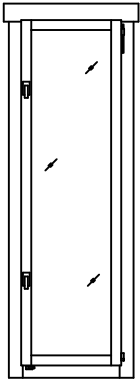
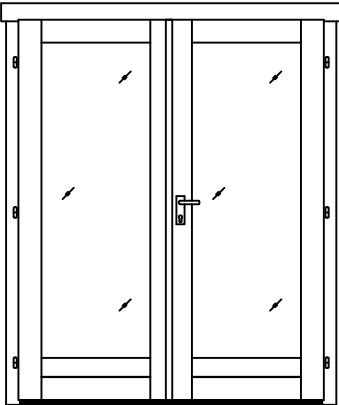
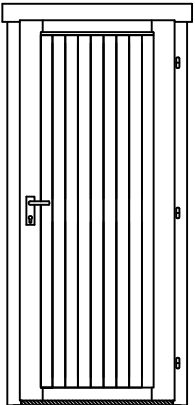
A SINGLE DOOR (83.5x195.7 CM) AND A SINGLE WINDOW (56x178 CM) HAD BEEN DELIVERED TOGETHER WITH THE BUILDING. YOU CAN CHOOSE THE LOCATION FOR THE DOOR/WINDOW BY YOURSELF BY CUTTING THE WALL LOGS AS SHOWN IN THE PICTURE (SEE THE DOTTED LINE)

IM LIEFERUMFANG IST EINE EINZELTÜR SOWIE EIN EINZELFENSTER ENTHALTEN. DAFÜR SIND ABER WERKSSEITIG KEINE AUSSPARUNGEN VORGESEHEN SO DASS SIE SOWOHL FENSTER ALS AUCH TÜR INDIVIDUELL VERBAUEN KÖNNEN. EINE ANLEITUNG HIERFÜR ENTNEHMEN SIE BITTE DER MONTAGEANLEITUNG (SIEHE BILD)

LE POSITIONNEMENT DE LA PORTE DE SERVICE ET DE LA FENÊTRE NÉCESSITE LA DÉCOUPE PRÉALABLE DES MADRIERS. VEILLEZ RESPECTER LES COTES DE DÉCOUPES DANS LES MADRIERS INDIQUÉES SUR LE SCHÉMA. VOUS POUVEZ POSITIONNER, SELON VOTRE CONVENANCE, LES OUVERTURES DE CHAQUE CÔTÉ OU À L'ARRIÈRE DU GARAGE.

Pos	10.02.2016	Piece list - Stückliste - Liste des pièces Art.Nr. 4420002	6/8	Q	P (mm)	L (mm)
001				1	44x57	801
002				1	44x57	2301
003				17	44x114	801
004				17	44x114	2301
005				18	44x114	4700
006				2	44x114	5100
007				4	44x114	1039
008				4	44x114	695
009				2	44x114	1456
010				1	44x57	4700
011				54	44x114	3200
012				3	44x114	3400
WA-1 WB-1 WC-1				1 1 1		
IAR2	FOUNDATION - FUNDAMENT - FONDATION			7	70x45	4350
IAR1	FOUNDATION - FUNDAMENT - FONDATION			2	70x45	2990
SR1	RAFTER - DACHSPARREN - CHEVRON			4	44x140	4103
	FLOOR BOARDS - FUSSBODENBRETTER - LAME DE PLANCHER			50	90x18	2908
RB1	ROOF BOARDS - DACHBRETTER - VOLIGES			46	90x18	3278
RB2	ROOF BOARDS - DACHBRETTER - VOLIGES			46	90x18	1822
	FLOOR FILLET - FUSSBODENLEISTE - CORNIERE DE FINITION DU PLANCHER				18x18	20.35
DPL1	ROOFING FELT FILLET - DACHPAPPENLEISTE - BAGUETTE DE FIXATION DU FEUTRE BITUMEUX			2	18x58	2510
DPL2	ROOFING FELT FILLET - DACHPAPPENLEISTE - BAGUETTE DE FIXATION DU FEUTRE BITUMEUX			2	18x58	4139
DRV-1	ROOF EDGE REINFORCEMENT - DACHRANDVERSTÄRKUNG - CORNIERE DE RENFORT DE BORD DE TOIT			2	28x34	300
DRV-2	ROOF EDGE REINFORCEMENT - DACHRANDVERSTÄRKUNG - CORNIERE DE RENFORT DE BORD DE TOIT			2	28x34	800
DRV-3	ROOF EDGE REINFORCEMENT - DACHRANDVERSTÄRKUNG - CORNIERE DE RENFORT DE BORD DE TOIT			2	28x34	2910

Pos	10.02.2016	Piece list - Stückliste - Liste des pièces Art.Nr. 4420002	7/8	Q	P (mm)	L (mm)
KFS-1		STORM PROTECTION - STURMLEISTE - LATTE ANTI-TEMPETE 		4	22x45	2500
		FIXING SLAT FOR DISTANCE SPACERS - BEFESTIGUNGSLEISTE - RENFORTS PLANCHES DE RIVES 		8	28x34	220
GL1		GABLE MOULDING - GIEBELLEISTE - PLANCHE DE RIVE 		4	18x120	1840
GL2		GABLE MOULDING - GIEBELLEISTE - PLANCHE DE RIVE 		4	18x120	3296
GL3		GABLE MOULDING - GIEBELLEISTE - PLANCHE DE RIVE 		4	18x120	4108
FS		WINDOW HANDLE FITTINGS - FENSTERGRIFF - POIGNEE DE FENETRE 		2		
		BOLT FOR WINDOW HANDLE FITTINGS - BOLZEN FÜR FENSTERGRIFF BESCHLAG - VIS POUR FIXATION POIGNEE DE FENETRE 		4		
HS16		SCREW FOR GABLE MOULDING - SCHRAUBEN FÜR GIEBELLEISTE - VIS POUR FIXATION PLANCHE DE RIVE 		104	3.5x50	
HS3		SCREW FOR DOOR FILLET - SCHRAUBE ZUR BEFESTIGUNG TÜRLEISTE - VIS POUR FIXATION BAGUETTE D'ARRET DE PORTE 		5	3x30	
		SCREW FOR ROOF EDGE REINFORCEMENT - SCHRAUBEN FÜR DACHRANDVERSTÄRKUNG - VIS POUR FIXATION CORNIERE RENFORT DE BORD DE TOIT 		18	4x40	
		SCREW FOR GABLE - SCHRAUBEN FÜR GIEBEL - VIS POUR FIXATION DES PIGNONS 		9	5x120	
HS43		SCREW FOR ROOF BEAMS - SCHRAUBEN FÜR DACHBALKEN - VIS POUR FIXATION PANNES DE TOIT 		14	5x120	
		SCREW FOR 1. WALL BEAM - SCHRAUBE FÜR 1. BOHLENREIHE - VIS DE FIXATIONS 1ere RANGÉE DE MADRIERS AVEC POUTRELLES DE FONDATIONS 		8	5x90	
		SCREW FOR FOUNDATION - SCHRAUBEN ZUR BEFISTIGUNG FUNDAMENT - VIS DE FIXATIONS DES POUTRELLES DE FONDATIONS 		14	5x90	
HS41		SCREW FOR DOOR JAMB - SCHRAUBE FÜR TÜRRAHMEN - VIS DE FIXATION PARTIE HAUTE AVEC MONTANTS DU CADRE DE PORTE 		4	5x90	
		SCREW FOR WALL DETAILS (006,007,008) - SCHRAUBE FÜR WAND DETAILS (006,007,008) - VIS POUR MUR DETAILS (006,007,008) 		20	6x150	
HS59		SCREW FOR DOORSTEP - SCHRAUBEN FÜR SWELLE - VIS POUR FIXATION BARRE DE SEUIL 		5	4.5x65	
		ZN NAIL FOR FLOOR FILLET - ZN NÄGEL FÜR FUSSBODENLEISTE - POINTE POUR CORNIERE DE FINITION DU PLANCHER 		42	1.4x40	
SH44		HAMMER BLOCK - SCHLAGHOLZ - CALLE DE FRAPPE 		1		
SFS		NUT FOR STORM PROTECTION - SCHRAUBENMUTTER FÜR STURMLEISTE - ECROU POUR LATTE ANTI-TEMPETE 		8		
NF2		ZN NAIL FOR ROOF - ZN NÄGEL FÜR DACHBRETTER - POINTE POUR FIXATION VOLIGES DE TOIT 		387	2x50	
		ZN NAIL FOR FLOOR - ZN NÄGEL FÜR FUSSBODENBRETTER - CLOUS POUR PLANCHER 		364	2x50	
NFD		ZN NAIL FOR ROOFING FELT FILLET - ZN NÄGEL FÜR DACHPAPPENLEISTE - POINTE POUR BAGUETTE DE FIXATION FEUTRE BITUMEUX 		30	2x40	
BFS		BOLT FOR STORM PROTECTION - BOLZEN FÜR STURMLEISTE - BOULON POUR LATTE ANTI-TEMPETE 		8		
DFS		WASHER FOR STORM PROTECTION - DICHTSCHEIBE FÜR STURMLEISTE - RONDELLE POUR LATTE ANTI-TEMPETE 		8		

Pos	10.02.2016	Piece list - Stückliste - Liste des pièces Art.Nr. 4420002	8/8	Q	P (mm)	L (mm)
TL4		DOOR HANDLE FITTINGS - TÜRGRIF - POIGNEE DE PORTE		2		
TL5		SET OF DOOR LOCK COVERS - SCHLOSSBLENDEN - SET DE GARNITURES DE PORTE		2		
		CYLINDER LOCK - ZYLINDERSCHLOSS - BARILLET DE PORTE		2	30x35	
		MALE BOLT HINGE FOR DOOR - TÜRRIEGEL - PARTIE MALE DE PAUMELLE DE PORTE		6		
		WINDOW - FENSTER - FENETRE 560x1780 AK.1.100.PSP DGP		1		
		DOOR - TÜR - PORTE 1588x1957 TUK.1.100.PVP.MM DGP		1		
		DOOR - TÜR - PORTE 835x1957 UL.2.100.IVP.MMW		1		