



**Thank you for purchasing an
Aqua Creations Water Feature**

Maintenance & Care Information

Aqua Creations only source products manufactured to the highest quality standards, performance and safety. We hope your new water feature will add tranquillity and theatre to your garden. This maintenance and customer care booklet will assist you in the unlikely event that you encounter a problem with your water feature. Please refer to the troubleshooting guide on page 3 for further assistance.

Important: Please read this maintenance & customer care booklet before assembling your new water feature.

FAILURE TO DO SO MAY INVALIDATE YOUR WARRANTY.

In the unlikely event you experience any technical or warranty issues please contact your stockist. If you require further assistance please contact Hamac Trading.

Email: wecare@hamactrading.com



HAMAC
TRADING COMPANY

Important Information



1. Water Feature x 1
2. Transformer x 1 (where applicable)
3. Feature Pump x 1

A full range of replacement parts and accessories for your water feature are available from all major garden centres or www.aquaflopump.com

* The actual pump and transformer supplied with your Water Feature may differ from images shown



2. Transformer



3. Feature Pump

Please read before unpacking your Water Feature, check all parts are removed from packaging before discarding. If any parts are missing or if your water feature is damaged, please contact your stockist as soon as possible.

Your Warranty

Your water feature and components are guaranteed for 12 months against a manufacturing defect only. Please ensure you retain your proof of purchase so that any warranty claim can be processed efficiently.

This Water Feature and its parts will NOT be covered under warranty if: -

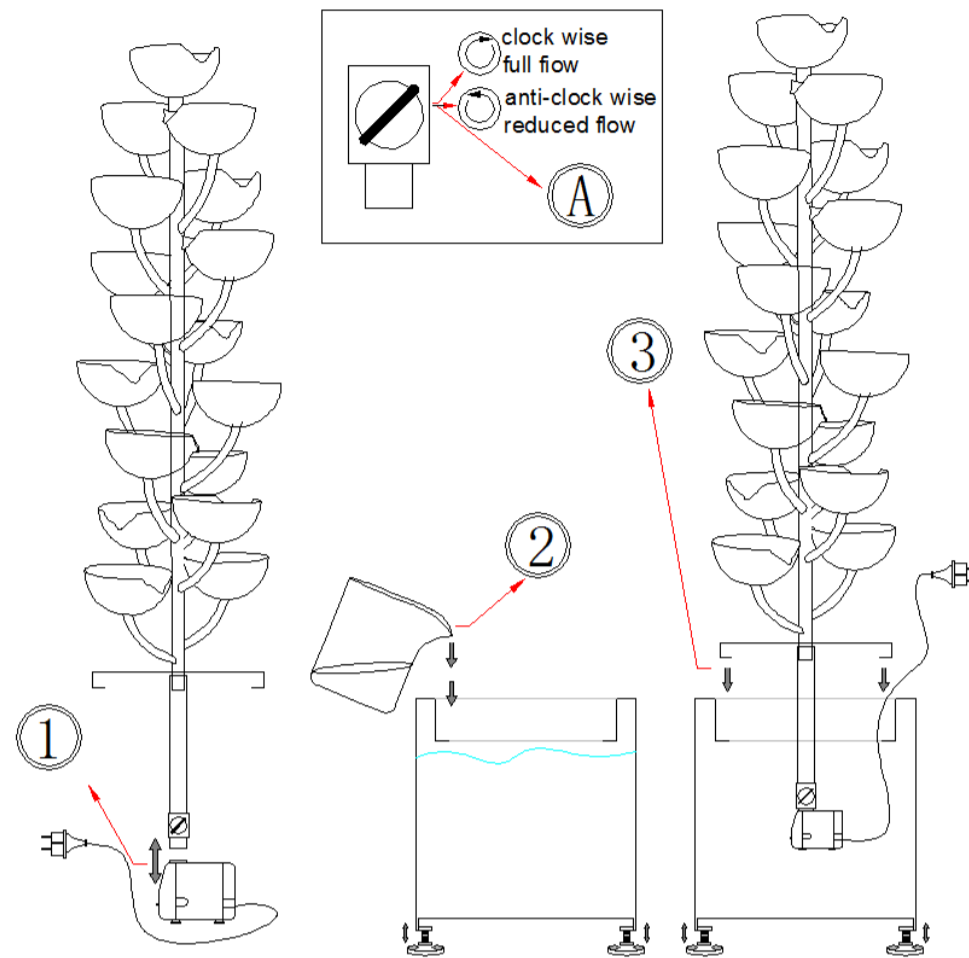
- If your water feature has been cleaned using an abrasive substance or has been exposed to continuous algae and / or lime scale build-up
- The water feature pump is allowed to operate without water causing it to burn-out or has any visible signs of algae or lime-scale build-up.
- Any form of discolouration that resembles rust.
- Any physical damage to the water feature, pump, transformer, lights, wiring, fittings or mains plug.
- Your water feature has been exposed to severe weather conditions.
- Products that have formed cracks / leaks not reported within 28 days from purchase.

Please be aware you will be asked for proof of purchase.

If your proof of purchase is not available replacement parts can be purchased from leading retailers or Hamac Trading directly

Assembly Instructions

Product code : **PWFMT067a**



1. Feed pump cable through hole in back of bottom section

Attach tubing to your pump

2. Fill the water feature with water until pump is submerged

3. Place top section on top of bottom section

Plug into electrical mains outlet

Troubleshooting

- Check the water level is covering the pump by at least 5cm.
- Check the flow dial (model dependant) on the pump to ensure the correct flow rate.
- Check that all connections are firmly secured
- Turn off power and clear the pipe and impeller from blockages.
- Check the fuse in the plug.
- If the lights (model dependant) and the pump are not working, the transformer may have failed. If the water feature is within warranty and has not been damaged due to misuse a replacement part will be offered.
- If the water feature lights (model dependant) stop working, new lighting systems are available to purchase from your nearest retailer or Hamac Trading Co. directly.
- If the water feature lights are still working and the water is not flowing, the pump may have failed. If the water feature is within warranty and has not been damaged due to misuse a replacement part will be offered.
- For consistency of water flow, please ensure your water feature is placed on a level base.
- Water evaporation is a result of weather conditions, ensure your water feature is topped-up on a regular basis.
- If any parts are missing or if your water feature is damaged, please contact your stockist as soon as possible.



Winter Care Advice

- During the winter period we recommend that you empty the feature of water and store in a sheltered location, e.g. a garden shed or garage.
- Remove the pump and clean. Store in a dry, frost-free location.
- Drain the water feature. If your water feature is not drained, water WILL freeze causing cracking, leaks and paint to peel.

If you do not remove your water feature from its outdoor location:

An Aqua Flo water feature cover can be purchased from your nearest retailer or Hamac Trading directly.

NB. Please also follow the above winter care advice.



Cleaning your Water Feature




For your continued enjoyment and pleasure, your water feature will require regular maintenance and cleaning.

- Please disconnect from mains supply before performing any maintenance or cleaning.
- Always ensure your water features reservoir is kept topped up with clean water.
- Always remove garden debris and algae from the water feature.
- Aqua Flo water feature maintenance products are available to purchase from your nearest retailer or Hamac Trading directly.




Aqua Flo **Single Shot** Fountain Fresh can be added to your water feature for immediate results.

Item No.	Product Description
ACAFFS	15g Single Shot of Ultimate Fountain Fresh (dissolvable packaging)



Aqua Flo **Ultimate** Fountain Fresh can be added to your water feature for immediate results and continued usage.

Item No.	Product Description
ACAFFM	100g Tub of Ultimate Fountain Fresh
ACAFFL	300g Tub of Ultimate Fountain Fresh



Aqua Flo **Natural** Fountain Fresh can be added to your water feature for continuous results.

Item No.	Product Description
ACANFF	100g Tub of Natural Fountain Fresh
ACANFL	300g Tub of Natural Fountain Fresh



Aqua Flo **Stainless Steel Cleaner** can be applied to your water feature and is specially formulated to work quickly and effectively.

Item No.	Product Description
ACASSC	500ml Stainless Steel Cleaner



- Destroys 99.9% of harmful water feature germs
- Eliminates Bacteria, Protozoa's, Fungus & Viruses.
- Stops MRSA, E coli, Salmonella & Listeria

Item No.	Product Description
ACAWDM	250ml Water Feature Disinfectant
ACAWDL	500ml Water Feature Disinfectant

