



Assembly Instructions

Emily Chair

Code: 00376

V4



(W x D x H) 0.64m x 0.65m x 0.935m



ONLINE ASSEMBLY VIDEO AVAILABLE

Please scan the QR code or visit zestoutdoorlivingsupport.co.uk



PLEASE KEEP THESE INSTRUCTIONS



Every Zest product is unique because each piece of timber has its own distinctive, natural features.

Zest sources all of its timber from responsibly-managed forests and everything it designs and produces meets the highest standards of sustainability. Zest ensures that all timber and timber-related products are certified to Forestry Stewardship Council (FSC®).

This is vital not only for the health of the planet, but also shows Zest's commitment to the environment and to responsible sourcing. Timber is a natural material and, as such, will fit beautifully within any outdoor space. This also means that all Zest pieces are unique because every piece of timber has its own distinctive features.



Natural and Unique...

Changes in temperature and humidity will cause expansion and contraction so Zest products need time to adjust to where the owners live. A few splits or cracks are part of the maturing process and will not affect strength or durability. Knots embedded in the wood are natural and tell the story of the tree which made them. Customers may notice variations in colour but, once out in the garden and exposed to the sun, colour and shading will even out.

Fresh pressure treatment sometimes leads to a small amount of green-spotting on the surface of new timber as the natural salt leaves the wood. This will fade away over time and is in no way detrimental to quality or durability.

Splits and cracks occur naturally in the timber grain due to changing temperatures and humidity levels. They are not usually a cause for concern as they don't affect the strength or durability of the product. If however, a 2p coin can fit into the split or crack there may be an issue so it should be reported to the retailer in writing with photographic evidence.


Most Zest products are pressure treated which protects the timber from rot and means customers will be able to enjoy the products in their garden for many years.

The benefits of slow grown timber

“ Slow grown timber from Eastern Europe is ideal for timber garden furniture. It produces a stronger grain in the wood giving it more durability and is said to be as strong as some hard woods. ”



Normal splits are characteristics of timber.



Knots are characteristics of timber.



Sun Bleaching & Green Spotting are not causes for concern and they will fade over time when items are placed outdoors.



Should you find a large split or dead knot, please email a photo to your retailer for investigation.

Emily Chair Assembly Instructions


Requires 2 person assembly.

Tools required: Hex/Allen Key, Flat/Slotted Screw Driver, 10mm Spanner.

Please take a few moments to check all pack contents listed


Emily Chair Pack List			
Code	Item	Description	Quantity
09033	A	Seat Assembly	1
28230	B	Side Assembly	2
09035	C	Back Assembly	1

10095 - Emily Chair Fixings List		
Item	Description	Quantity
1	105mm Bolt	8
2	10mm Nuts	4
3	Washers	4
4	Cross Dowel	4



This product is made from pressure-treated timber. It should not be painted or coated with any other treatment until at least 6 months after purchase



1



Position Seat Assembly A between Side Assemblies B as shown in Fig. 1a. Align bolt holes and attach using 4no 105mm Bolts with Washers and Nuts as shown in Fig.1b.

Do not fully tighten at this stage.

2



Insert 4no Cross Dowels into 10 mm holes to rear of Back Assembly (C) ensuring slots face outwards (as shown in Fig 2a). Position the Back Assembly between side assemblies (Fig 2b) and insert 2no bolts per side and carefully thread bolts into cross dowels, (Figs 2c & 2d).

Fully tighten all Bolts at this stage.



Your Emily Chair is now complete.